



AN ISO 9001 : 2015
certified company

SIMPLEX INFRASTRUCTURES LIMITED

REGD. OFFICE :

'SIMPLEX HOUSE', 27, SHAKESPEARE SARANI, KOLKATA-700 017 (INDIA)
PHONES : +91 33 2301-1600, FAX : +91 33 2283-5964 / 5965 / 5966
E-mail : simplexkolkata@simplexinfra.com, Website : www.simplexinfrastructures.com
CIN No. L45209 WB 1924 PLC 004969

01/CS/SE/001/93616

January 08, 2019

The Manager, Listing Department
National Stock Exchange of India Limited
Exchange Plaza, Bandra Kurla Complex
Bandra (East), Mumbai – 400051
Scrip Code – SIMPLEXINF

The Secretary
BSE Limited
Phiroze Jeejeebhoy Towers
Dalal Street, Mumbai – 400 001
Scrip code - 523838


The Secretary
Calcutta Stock Exchange Limited
7 Lyons Range
Kolkata – 700001
Scrip Code - 29053

Dear Sirs,

Sub: Compliance under Regulation 31(1)(b) of SEBI (Listing Obligations and
Disclosure Requirements) Regulation, 2015 (LODR)

In Compliance with the provisions of Regulation 31(1)(b) of the Securities Exchange
Board of India (Listing Obligation and Disclosure Requirements) Regulation, 2015. We
are forwarding herewith Shareholding pattern for the quarter ended 31st December, 2018.

Yours faithfully,
For SIMPLEX INFRASTRUCTURES LIMITED


B.L. BAJORIA
SR. VICE PRESIDENT &
COMPANY SECRETARY

Encl: as above

भारतीय प्रतभूत और तितिमय बोर्ड

Securities and Exchange Board of India

Format of holding of specified securities

Annexure-I

1 Name of Listed Entity: SIMPLEX INFRASTRUCTURES LIMITED

2 Scrip Code/Name of Scrip/Class of Security : 29053/ EQUITY SHARE

3 Share Holding Pattern Filed under: Reg. 31(1)(a)/Reg. 31(1)(b)/Reg.31(1)(c)

a. If under 31 (1)(b) then indicate the report for Quarter ending 31st December ,2018

b. If under 31 (1)(c) then indicate date of allotment /extinguishment

4 Declaration: The Listed entity is required to submit the following declaration to the extent of submission of information:-

	Particulars	Yes *	No *
1	Whether the Listed Entity has issued any partly paid up shares?		No
2	Whether the Listed Entity has issued any Convertible Securities or Warrants?	Yes	
3	Whether the Listed Entity has any shares against which depository receipts are issued?		No
4	Whether the Listed Entity has any shares in locked-in?	YES	
5	Whether any shares held by promoters are pledge or otherwise encumbered?		No

* If the Listed Entity selects the option 'No' for the questions above, the columns for the partly paid up shares, Outstanding Convertible Securities/Warrants, depository receipts, locked-in shares, No of shares pledged or otherwise encumbered by promoters, as applicable, shall not be displayed at the time of dissemination on the Stock Exchange website. Also wherever there is 'No' declared by Listed Entity in above table the values will be considered as 'Zero' by default on submission of the format of holding of specified securities.

5 The tabular format for disclosure of holding of specified securities is as follows:-





Table I
भारतीय प्रत्यक्ष और वित्तीय बोर्ड

Securities and Exchange Board of India

Table I - Summary Statement holding of specified securities

Category (I)	Category of shareholder (II)	Nos. of shareholders (III)	No. of fully paid up equity shares held (IV)	No. of partly paid-up equity shares held (v)	No. of shares underlying Depository Receipts (VI)	Total nos. shares held (VII)= (IV)+(V)+(VI)	Shareholding as a % of total no. of shares (calculated as per SCRR, 1957) (VIII) As a % of (A+B+C2)	Number of Voting Rights held in each class of securities (IX)			No. of shares underlying Outstanding convertible securities (including warrants) (X)	Shareholding, as a % assuming full conversion of convertible securities (as a percentage of diluted share capital) (XI)= (VII)+(X) As a % of (A+B+C2)	Number of Locked in shares (XII)		Number of shares pledged or otherwise encumbered (XIII)		Number of equity shares held in dematerialised form (XIV)	
								No. of voting Rights					Total as a % of (A+B+C)	No. (a)	As a % of total shares held (b)	No. (a)		As a % of total shares held (b)
								Class - eg: Equity	Class eg: Y	Total								
(A)	Promoter & Promoter Group	19	27869790	0	0	27869790	49.29	27869790	0	27869790	49.29	3609261	52.33	14963770	53.69	0	0	27869790
(B)	Public	12674	28671030	0	0	28671030	50.71	28671030	0	28671030	50.71	0	47.67	0	0.00	0	0.00	28182780
(C)	Non Promoter-Non Public	0	0	0	0	0	0	0	0	0	0	0	0	0	0	0	0	0
(C1)	Shares underlying	0	0	0	0	0	0	0	0	0	0	0	0	0	0	0	0	0
(C2)	Shares held by employee Trusts	0	0	0	0	0	0	0	0	0	0	0	0	0	0	0	0	0
	Total	12693	56540820	0	0	56540820	100	56540820	0	56540820	100	3609261	100.00	14963770	26.47	0	0.00	56052570



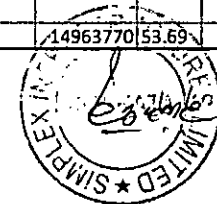
भारतीय प्रतभूत और तिथिमय बोर्ड

Table 2

Securities and Exchange Board of India

Table II - Statement showing shareholding pattern of the Promoter and Promoter Group

Category & Name of the shareholders (I)	PAN (II)	No. of shareholder (III)	No. of fully paid equity shares held (IV)	Partly paid up equity shares held (V)	Nos. of shares underlying Depository Receipts (VI)	Total Nos. shares held (VII= IV+V+VI)	Shareholding % calculated as per SCRR, 1957 As a % of (A+B+C2) (VIII)	Number of voting Rights held in each class of securities (IX)			No. of shares Underlying Outstanding convertible securities (including warrants) (X)	Shareholding as a % assuming full conversion of convertible securities (as a percentage of diluted share capital) (XI)=(VII)+(X) as a % of A+B+C2	Number of Locked in shares (XII)		Number of shares pledged or otherwise encumbered (XIII)		Number of equity shares held in dematerialised form (XIV)	
								No. of voting rights					Total as a % of Total Voting Rights	No. (a)	As a % of total shares held (b)	No. (a)		As a % of total shares held (b)
								Class - Equity	Class Y	Total								
(I) Indian																		
(a) Individuals/Hindu undivided family		7	9384875	0	0	9384875	16.60	9384875	0	9384875	16.60	0	15.60	0	0	0	0	9384875
1 Mr. Bithal Das Mundhra	AIKPM2174K	1	3029245	0	0	3029245	5.36	3029245	0	3029245	5.36	0	5.04	0	0	0	0	3029245
2 Smt Yamuna Mundhra *	AIJPM4066B	1	2293385	0	0	2293385	4.06	2293385	0	2293385	4.06	0	3.81	0	0	0	0	2293385
3 Mr. Amitabh Das Mundhra **	AIPPM5957K	1	2011570	0	0	2011570	3.56	2011570	0	2011570	3.56	0	3.34	0	0	0	0	2011570
4 Mr. Rajiv Mundhra ***	AIIPM7012J	1	1868790	0	0	1868790	3.31	1868790	0	1868790	3.31	0	3.11	0	0	0	0	1868790
5 Smt.Savita Devi Mundhra	ADUPM9608B	1	100000	0	0	100000	0.18	100000	0	100000	0.18	0	0.17	0	0	0	0	100000
6 Mrs.Anuja Mundhra	AACPP1920A	1	80000	0	0	80000	0.14	80000	0	80000	0.14	0	0.13	0	0	0	0	80000
7 Smt Savita Bagri	AEJPB3163J	1	1885	0	0	1885	0.00	1885	0	1885	0.00	0	0.00	0	0	0	0	1885
(b) Central Government/ State Government(s)		0	0	0	0	0	0	0	0	0	0	0	0	0	0	0	0	0
Name (xyz...)																		
(c) Financial Institutions/ Banks		0	0	0	0	0	0	0	0	0	0	0	0	0	0	0	0	0
Name (xyz...)																		
(d) Any other- Bodies corporates		12	18484915	0	0	18484915	32.69	18484915	0	18484915	32.69	3609261	36.73	14963770	80.95	0	0	18484915
1 Anupriya Consultants Pvt. Limited	AACCA1781B	1	7259397	0	0	7259397	12.84	7259397	0	7259397	12.84	1082778	13.87	7259397	100	0	0	7259397
2 RBS Credit and Financial Dev. Pvt. Ltd.	AABCR3300A	1	4765764	0	0	4765764	8.43	4765764	0	4765764	8.43	721852	9.12	4765764	100	0	0	4765764
3 Baba Basuki Distributors (P) Ltd	AABCB0672R	1	2476030	0	0	2476030	4.38	2476030	0	2476030	4.38	721852	5.32	2476030	100	0	0	2476030
4 Anjali Trade Links Pvt. Ltd.	AACCA7500Q	1	750000	0	0	750000	1.33	750000	0	750000	1.33	0	1.25	0	0	0	0	750000
5 Giriraj Apartments Pvt. Ltd.	AABCG7390P	1	90750	0	0	90750	0.16	90750	0	90750	0.16	0	0.15	0	0	0	0	90750
6 Sandeepan Exports (P) Ltd.	AADCS7071F	1	1000000	0	0	1000000	1.77	1000000	0	1000000	1.77	0	1.66	0	0	0	0	1000000
7 Universal Earth Engg. Consultancy Serv. Pvt. Ltd	AAACU3881E	1	117965	0	0	117965	0.21	117965	0	117965	0.21	0	0.20	0	0	0	0	117965
8 East End Trading & Engg. Co. Pvt. Ltd	AAACE5712A	1	1252930	0	0	1252930	2.22	1252930	0	1252930	2.22	0	2.08	0	0	0	0	1252930
9 Ajay Merchants Pvt. Ltd	AACCA2099L	1	41500	0	0	41500	0.07	41500	0	41500	0.07	0	0.07	0	0	0	0	41500
10 Regard Fin-Cap Pvt Ltd	AAACR5328K	1	105500	0	0	105500	0.19	105500	0	105500	0.19	0	0.18	0	0	0	0	105500
11 JMS Mining Pvt Ltd (Formerly- JMS Mining Services Private Limited)	AACCJ1575C	1	462579	0	0	462579	0.82	462579	0	462579	0.82	1082779	2.57	462579	100	0	0	462579
12 Simplex Infraproperties Private Limited	AAMCS4057L	1	162500	0	0	162500	0.29	162500	0	162500	0.29	0	0.27	0	0	0	0	162500
Sub- total (A)(1)		19	27869790	0	0	27869790	49.29	27869790	0	27869790	49.29	3609261	52.33	14963770	53.69	0	0	27869790



भारतीय प्रतभूत और तितिमय बोर्ड

Table 2

Securities and Exchange Board of India

Table II - Statement showing shareholding pattern of the Promoter and Promoter Group

Category & Name of the shareholders (I)	PAN (II)	No. of shareholder (III)	No. of fully paid equity shares held (IV)	Partly paid up equity shares held (V)	Nos. of shares underlying Depository Receipts (VI)	Total Nos. shares held (VII= IV+V+VI)	Shareholding % calculated as per SCRR, 1957 As a % of (A+B+C2) (VIII)	Number of voting Rights held in each class of securities (IX)			No. of shares Underlying Outstanding convertible securities (including warrants) (X)	Shareholding as a % assuming full conversion of convertible securities (as a percentage of diluted share capital) (XI)=(VII)+(X) as a % of A+B+C2	Number of Locked in shares (XII)		Number of shares pledged or otherwise encumbered (XIII)		Number of equity shares held in dematerialised form (XIV)		
								No. of voting rights					Total as a % of Total Voting Rights	No. (a)	As a % of total shares held (b)	No. (a)		As a % of total shares held (b)	
								Class - Equity	Class Y	Total									
2) Foreign	0	0	0	0	0	0	0	0	0	0	0	0	0	0	0	0	0	0	
(a) Individuals (Non-Resident Individuals/ Foreign Individuals)	0	0	0	0	0	0	0	0	0	0	0	0	0	0	0	0	0	0	
Name (xyz...)																			
(b) Government	0	0	0	0	0	0	0	0	0	0	0	0	0	0	0	0	0	0	
Name (xyz...)																			
(c) Institutions	0	0	0	0	0	0	0	0	0	0	0	0	0	0	0	0	0	0	
Name (xyz...)																			
(d) Foreign Portfolio Investor	0	0	0	0	0	0	0	0	0	0	0	0	0	0	0	0	0	0	
Name (xyz...)																			
(e) Any other (specify)	0	0	0	0	0	0	0	0	0	0	0	0	0	0	0	0	0	0	
Name (xyz...)																			
Sub-total (A)(2)	0	0	0	0	0	0	0	0	0	0	0	0	0	0	0	0	0	0	
Total Shareholding of Promoter and Promoter Group (A)=(A)(1)+(A)(2)	0		19	27869790	0	0	27869790	49.29	27869790	0	27869790	49.29	3609261	52.33	14963770	53.69	0	0	27869790
* - Shares/Voting rights includes 250000 nos of Shares held in the Capacity of trustees of a trust.																			
** - Share /Voting right includes 50000 no. of shares held in the capacity of his Minor Son.																			
*** a. Shares/Voting rights includes 233920 nos of Shares held in the Capacity of trustees of a trust.																			
b. Share /Voting right includes 65000 no. of shares held in the capacity of his Minor Son.																			

Details of Shares which remain unclaimed may be given here along with details such as number of shareholders, outstanding shares held in demat/unclaimed suspense account, voting rights which are frozen etc.

Note:

- (1) PAN would not be displayed on website of Stock Exchange(s)
- (2) The term "Encumbrance" has the same meaning as assigned under regulation 28(3) of SEBI (Substantial Acquisition of Shares and Takeovers Regulation, 2011)



Table 3

भारतीय प्रतभूत और तिथिमय बोर्ड
Securities and Exchange Board of India

Table III - Statement showing shareholding pattern of the Public shareholder

Category & Name of the shareholders (I)	PAN (II)	No. of shareholder (III)	No. of fully paid equity shares held (IV)	Partly paid up equity shares held (V)	Nos. of shares underlying Depository Receipts (VI)	Total Nos. shares held (VII= IV+V+VI)	Shareholding % calculated as per SCRR, 1957 As a % of (A+B+C2) (VIII)	Number of voting Rights held in each class of securities (IX)			No. of shares Underlying Outstanding convertible securities (including warrants) (X)	Total shareholding as a % assuming full conversion of convertible securities (as a percentage of diluted share capital) (XI)	Number of Locked in shares (XII)		Number of shares pledged or otherwise encumbered (XIII)		Number of equity shares held in dematerialised form (XIV)		
								No. of voting rights		Total as a % of Total Voting Rights			No. (a)	As a % of total shares held (b)	No. (Not Applicable) (a)	As a % of total shares held (not Applicable) (b)			
								Class eg:X	Class eg:Y									Total	
(I) Institutions																			
(a) Mutual Funds			5	10497158	0	0	10497158	18.57	10497158	0	10497158	18.57	0	17.45	0	0	0	0	10497158
HDFC TRUSTEE COMPANY LIMITED-HDFC Equity Fund,HDFC Infrastructure Fund	AAATH1809A	1	5070944	0	0	5070944	8.97	5070944	0	5070944	8.97	0	8.43	0	0	0	0	0	5070944
RELIANCE CAPITAL TRUSTEE CO. LTD. - A/C RELIANCE MULTI CAP FUND,A/C.RELIANCE TAX SAVER (ELSS) FUND,A/C.RELIANCE POWER & INFRA FUND,A/C.RELIANCE INDIA OPPORTUNITIES FUND SERIES A	AAATR0090B	1	5176017	0	0	5176017	9.15	5176017	0	5176017	9.15	0	8.61	0	0	0	0	0	5176017
(b) Venture Capital Funds			0	0	0	0	0	0	0	0	0	0	0	0	0	0	0	0	0
Name (xyz...)																			
(c) Alternate Investment Funds			2	434913	0	0	434913	0.77	434913	0	434913	0.77	0	0.72	0	0	0	0	434913
Name (xyz...)																			




Table 3

भारतीय प्रतभूत और तितिमय बोर्ड

Securities and Exchange Board of India

Table III - Statement showing shareholding pattern of the Public shareholder

Category & Name of the shareholders (I)	PAN (II)	No. of shareholder (III)	No. of fully paid equity shares held (IV)	Partly paid up equity shares held (V)	Nos. of shares underlying Depository Receipts (VI)	Total Nos. shares held (VII= IV+V+VI)	Shareholding % calculated as per SCRR, 1957 As a % of (A+B+C2) (VIII)	Number of voting Rights held in each class of securities (IX)			No. of shares Underlying Outstanding convertible securities (including warrants) (X)	Total shareholding as a % assuming full conversion of convertible securities (as a percentage of diluted share capital) (XI)	Number of Locked in shares (XII)		Number of shares pledged or otherwise encumbered (XIII)		Number of equity shares held in dematerialised form (XIV)	
								No. of voting rights Class eg:X	Class eg:Y	Total			No. (a)	As a % of total shares held (b)	No. (Not Applicable) (a)	As a % of total shares held (not Applicable) (b)		
																		Total as a % of Total Voting Rights
(d) Foreign Venture Capital Investors		0	0	0	0	0	0	0	0	0	0	0	0	0	0	0	0	0
Name (xyz...)																		
(e) Foreign Portfolio Investors		39	5781132	0	0	5781132	10.22	5781132	0	5781132	10.22	0	9.61	0	0	0	0	5781132
ABU DHABI INVESTMENT AUTHORITY - BEHAVE	AAACA4380N	1	1280000	0	0	1280000	2.26	1280000	0	1280000	2.26	0	2.13	0	0	0	0	1280000
HSBC GLOBAL INVESTMENT FUNDS-ASIA EX JAPAN EQUITY SMALLER COMPANIES	AADCH8960Q	1	1376850	0	0	1376850	2.44	1376850	0	1376850	2.44	0	2.29	0	0	0	0	1376850
THE MASTER TRUST BANK OF JAPAN,LTD AS TRUSTEE OF NISSAY INDIA EQUITY SELECTION MOTHER FUND	AADTM8677Q	1	973557	0	0	973557	1.72	973557	0	973557	1.72	0	1.62	0	0	0	0	973557
KOTAK FUNDS- INDIA MIDCAP FUND	AAGCK4148L	1	1161806	0	0	1161806	2.05	1161806	0	1161806	2.05	0	1.93	0	0	0	0	1161806
(f) Financial Institutions/ Banks		3	188911	0	0	188911	0.33	188911	0	188911	0.33	0	0.31	0	0	0	0	188911
Name (xyz...)																		
(g) Insurance Companies		1	995918	0	0	995918	1.76	995918	0	995918	1.76	0	1.66	0	0	0	0	995918
ICICI PRUDENTIAL LIFE INSURANCE COMPANY LTD	AAACI7351P	1	995918	0	0	995918	1.76	995918	0	995918	1.76	0	1.66	0	0	0	0	995918
(h) Provident Funds/ Pension Funds		0	0	0	0	0	0	0	0	0	0	0	0	0	0	0	0	0
Name (xyz...)																		
(i) Any other (specify)		0	0	0	0	0	0	0	0	0	0	0	0	0	0	0	0	0
Sub-Total (B) (1)		50	17898032			17898032	31.66	17898032	0	17898032	31.66	0	29.76	0	0	0	0	17898032
2) Central Government/ State Government(s)/President of India		0	0	0	0	0	0.00	0	0	0	0.00	0	0.00	0	0	0	0	0
Name (xyz...)																		
Sub-Total (B) (2)		0	0	0	0	0	0.00	0	0	0	0.00	0	0.00	0	0	0	0	0




Table 3

भारतीय प्रतभूत और तिथिमय बोर्ड

Securities and Exchange Board of India

Table III - Statement showing shareholding pattern of the Public shareholder

Category & Name of the shareholders (I)	PAN (II)	No. of shareholder (III)	No. of fully paid equity shares held (IV)	Partly paid up equity shares held (V)	Nos. of shares underlying Depository Receipts (VI)	Total Nos. shares held (VII= IV+V+VI)	Shareholding % calculated as per SCRR, 1957 As a % of (A+B+C2) (VIII)	Number of voting Rights held in each class of securities (IX)			No. of shares Underlying Outstanding convertible securities (Including warrants) (X)	Total shareholding as a % assuming full conversion of convertible securities (as a percentage of diluted share capital) (XI)	Number of Locked in shares (XII)		Number of shares pledged or otherwise encumbered (XIII)		Number of equity shares held in dematerialised form (XIV)	
								No. of voting rights					Total as a % of Total Voting Rights	No. (a)	As a % of total shares held (b)	No. (Not Applicable) (a)		As a % of total shares held (not Applicable) (b)
								Class eg:X	Class eg:Y	Total								
3) Non-Institutions																		
(a) Individuals-																		
i. Individual shareholders holding nominal share capital up to Rs. 2 lakhs		11519	5040753	0	0	5040753	8.92	5040753	0	5040753	8.92	0	8.38	0	0.00	0	0.00	4823538
ii. Individual shareholders holding nominal share capital in excess of Rs. 2 lakhs		3	690735	0	0	690735	1.22	690735	0	690735	1.22	0	1.15	0	0.00	0	0.00	690735
Name (xyz...)																		
(b) NBFCs registered with RBI		0	0	0	0	0	0	0	0	0	0	0	0	0	0	0	0	0
Name (xyz...)																		
(c) Employee Trusts		0	0	0	0	0	0	0	0	0	0	0	0	0	0	0	0	0
Name (xyz...)																		
(d) Overseas Depositories (holding Drs) (balancing figure)		0	0	0	0	0	0	0	0	0	0	0	0	0	0	0	0	0
Name (xyz...)																		




Table 3

भारतीय प्रतभूत और तितिमय बोर्ड

Securities and Exchange Board of India

Table III - Statement showing shareholding pattern of the Public shareholder

Category & Name of the shareholders (I)	PAN (II)	No. of shareholder (III)	No. of fully paid equity shares held (IV)	Partly paid up equity shares held (V)	Nos. of shares underlying Depository Receipts (VI)	Total Nos. shares held (VII= IV+V+VI)	Shareholding % calculated as per SCRR, 1957 As a % of (A+B+C2) (VIII)	Number of voting Rights held in each class of securities (IX)			No. of shares Outstanding convertible securities (including warrants) (X)	Total shareholding as a % assuming full conversion of convertible securities (as a percentage of diluted share capital) (XI)	Number of Locked In shares (XII)		Number of shares pledged or otherwise encumbered (XIII)		Number of equity shares held in dematerialised form (XIV)		
								No. of voting rights					Total as a % of Total Voting Rights	No. (a)	As a % of total shares held (b)	No. (Not Applicable) (a)		As a % of total shares held (not Applicable) (b)	
								Class eg:X	Class eg:Y	Total									
(e) Any other : (Specify)		1102	5041510	0	0	5041510	8.92	5041510	0	5041510	8.92	0	8.38	0.00	0.00	0.00	0.00	4770475	
BODIES CORPORATES:		294	3953847	0	0	3953847	6.99	3953847	0	3953847	6.99	0	6.57	0	0.00	0	0	0	3946562
SOUTH ASIA FINVEST PRIVATE LIMITED	AACCS7639E	1	624000	0	0	624000	1.10	624000	0	624000	1.10	0	1.04	0	0.00	0	0	0	624000
CLEARING MEMBER		78	145104	0	0	145104	0.26	145104	0	145104	0.26	0	0.24	0	0	0	0	0	145104
IEPF		1	70780	0	0	70780	0.13	70780	0	70780	0.13	0	0.12	0	0	0	0	0	70780
NON-RESIDENT INDIAN (NRI)		524	649173	0	0	649173	1.15	649173	0	649173	1.15	0	1.08	0	0	0	0	0	386173
TRUSTS		2	1505	0	0	1505	0.00	1505	0	1505	0.00	0	0.00	0	0	0	0	0	755
H.U.F.		203	221101	0	0	221101	0.39	221101	0	221101	0.39	0	0.37	0	0	0	0	0	221101
Sub-Total (B) (3)		12624	10772998	0	0	10772998	19.05	10772998	0.00	10772998	19.05	0.00	17.91	0	0.00	0	0.00	0.00	10284748
Total Public Shareholding(B)= (B)(1)+(B)(2)+(B)(3)		12674	28671030	0	0	28671030	50.71	28671030	0	28671030	50.71	0	47.67	0	0.00	0	0.00	0.00	28182780

Details of shareholders acting as persons in Concert including their shareholding (No. and %)

Details of Shares which remain unclaimed may be given here along with details such as number of shareholders, outstanding shares held in demat/unclaimed suspense account, voting rights which are frozen etc.


Not e:

(1) PAN would not be displayed on website of Stock Exchange(s)

(2) The above format needs to be disclosed along with the name of following persons:

Institutions/ Non Institutions holding more than 1% of total number of shares.

(3) W.r.t. The information pertaining to Depository Receipts, the same may be disclosed in the respective columns to the extent information available and the balance to be disclosed in the respective columns to the extent information available and the balance to be disclosed as held by custodian.



PUBLIC

Details of Shares which remain unclaimed may be given here along with details such as number of shareholders, outstanding shares held in demat/unclaimed suspense account, voting rights which are frozen etc.


Serial No.	Number of shareholders	Outstanding shares held in demat or unclaimed suspense account	Voting rights which are frozen	Disclosure of notes on shares which remain unclaimed for Public
	NIL	NIL	NIL	NIL



PROMOTER & PROMOTER GROUP

Details of Shares which remain unclaimed may be given here along with details such as number of shareholders, outstanding shares held in demat/unclaimed suspense account, voting rights which are frozen etc.

Serial No.	Number of shareholders	Outstanding shares held in demat or unclaimed suspense account	Voting rights which are frozen	Disclosure of notes on shares which remain unclaimed for promoter and promoter group
	NIL	NIL	NIL	NIL



SIMPLEX INFRASTRUCTURES LIMITED

Post -Share holding Pattern

	<u>Name of shareholder</u>	<u>Name of PAC</u>	<u>No. of shareholders</u>	<u>Holding %</u>
1	RAJIV MUNDHRA	RAJIV MUNDHRA	1868790	3.31
2	BITHAL DAS MUNDHRA		3029245	5.36
3	YAMUNA MUNDHRA		2293385	4.06
4	AMITABH DAS MUNDHRA		2011570	3.56
5	SAVITA DEVI MUNDHRA		100000	0.18
6	SAVITA BAGRI		1885	0.00
7	ANUJA MUNDHRA		80000	0.14
8	ANUPRIYA CONSULTANTS PVT LTD		7259397	12.84
9	RBS CREDIT AND FINANCIAL DEVELOPMENTS PRIVATE LIMITED		4765764	8.43
10	ANJALI TRADELINK PRIVATE LIMITED		750000	1.33
11	BABA BASUKI DISTRIBUTORS PRIVATE LIMITED		2476030	4.38
12	GIRIRAJ APARTMENTS PRIVATE LIMITED		90750	0.16
13	SANDEEPAN EXPORTS PRIVATE LIMITED		1000000	1.77
14	AJAY MERCHANTS PRIVATE LIMITED		41500	0.07
15	UNIVERSAL EARTH ENGINEERING CONSULTANCY SERVICES PVT LTD		117965	0.21
16	REGARD FIN-CAP PRIVATE LIMITED		105500	0.19
17	EAST END TRADING & ENGINEERING CO. PRIVATE LIMITED		1252930	2.22
18	JMS MINING SERVICES PRIVATE LIMITED		462579	0.82
19	SIMPLEX INFRAPROPERTIES PRIVATE LIMITED		162500	0.29
			27869790	49.29




Table 4

भारतीय प्रतभूत और तितिमय बोर्ड

Securities and Exchange Board of India

Table IV - Statement showing shareholding pattern of the Non Promoter – Non Public Shareholder

Category & Name of the shareholders (I)	PAN (II)	No. of shareholder (III)	No. of fully paid equity shares held (IV)	Partly paid up equity shares held (V)	Nos. of shares underlying Depository Receipts (VI)	Total Nos. shares held (VII= IV+V+VI)	Shareholding % calculated as per SCRR, 1957 As a % of (A+B+C2) (VIII)	Number of voting Rights held in each class of securities (IX)				No. of shares Underlying Outstanding convertible securities (including warrants) (X)	Total shareholding, as a % assuming full conversion of convertible securities (as a percentage of diluted share capital)	Number of Locked in shares (XII)		Number of shares pledged or otherwise encumbered		Number of equity shares held in dematerialised form (XIV) (Not Applicable)	
								No. of voting rights			Total as a % of Total Voting Rights			No.	As a % of total shares held	No. (Not Applicable)	As a % of total shares held (not Applicable)		
								Class X	Class Y	Total									
1) Custodian/DR holder		0	0	0	0	0	0	0	0	0	0	0	0	0	0	0	0	0	0
(a) Name of DR Holder (if available)		0	0	0	0	0	0	0	0	0	0	0	0	0	0	0	0	0	0
(i) abc...																			
(ii) efg...																			
2) Employee Benefit Trust under SEBI (Share based Employee Benefit) Regulations, 2014	0	0	0	0	0	0	0	0	0	0	0	0	0	0	0	0	0	0	0
(a) Name (abc...)																			
Total Non-Promoter Public Shareholding (C)= (C)(1)+(C)(2)	0	0	0	0	0	0	0	0	0	0	0	0	0	0	0	0	0	0	0
Note:																			

(1) PAN would not be displayed on website of Stock Exchange(s)

(2) The above format needs to disclose name of all holders holding more than 1% of total number of shares

(3) W.r.t. The information pertaining to Depository Receipts, the same may be disclosed in the respective columns to the extent information available.

