



AN ISO 9001 : 2015
certified company

SIMPLEX INFRASTRUCTURES LIMITED

REGD. OFFICE :

'SIMPLEX HOUSE', 27, SHAKESPEARE SARANI, KOLKATA-700 017 (INDIA)
PHONES : +91 33 2301-1600, FAX : +91 33 2289-1468
E-mail : simplexkolkata@simplexinfra.com, Website : www.simplexinfra.com
CIN No. L45209 WB 1924 PLC 004969

01/CS/SE/001/94 234

July 17, 2020

The Manager, Listing Department
National Stock Exchange of India Limited
Exchange Plaza, Bandra Kurla Complex
Bandra (East), Mumbai – 400051
Scrip Code – SIMPLEXINF

The Secretary
BSE Limited
Phiroze Jeejeebhoy Towers
Dalal Street, Mumbai – 400 001
Scrip code - 523838

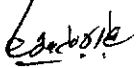
The Secretary
Calcutta Stock Exchange Limited
7 Lyons Range
Kolkata – 700001
Scrip Code - 29053

Dear Sirs,

Sub: Compliance under Regulation 31(1)(b) of SEBI (Listing Obligations and
Disclosure Requirements) Regulation, 2015 (LODR)

In Compliance with the provisions of Regulation 31(1)(b) of the Securities Exchange Board
of India (Listing Obligation and Disclosure Requirements) Regulation, 2015. We are
forwarding herewith Shareholding pattern for the quarter ended 30th June, 2020.

Yours faithfully,
For SIMPLEX INFRASTRUCTURES LIMITED


B.L. BAJORIA
SR.VICE PRESIDENT &
COMPANY SECRETARY

Encl: as above

भारतीय प्रतभूतत और तितिमय बोर्ड

Securities and Exchange Board of India

Format of holding of specified securities

Annexure-I

- 1 Name of Listed Entity: SIMPLEX INFRASTRUCTURES LIMITED
2 Scrip Code/Name of Scrip/Class of Security : 29053/ EQUITY SHARE
3 Share Holding Pattern Filed under: Reg. 31(1)(a)/Reg. 31(1)(b)/Reg.31(1)(c)
a. If under 31 (1)(b) then indicate the report for **Quarter ending 30th June ,2020**
b. If under 31 (1)(c) then indicate date of allotment /extinguishment

4 **Declaration:** The Listed entity is required to submit the following declaration to the extent of submission of information:-

	Particulars	Yes *	No *
1	Whether the Listed Entity has issued any partly paid up shares?		No
2	Whether the Listed Entity has issued any Convertible Securities or Warrants?		No
3	Whether the Listed Entity has any shares against which depository receipts are issued?		No
4	Whether the Listed Entity has any shares in locked-in?	YES	
5	Whether any shares held by promoters are pledge or otherwise encumbered?		No

* If the Listed Entity selects the option 'No' for the questions above, the columns for the partly paid up shares, Outstanding Convertible Securities/Warrants, depository receipts, locked-in shares, No of shares pledged or otherwise encumbered by promoters, as applicable, shall not be displayed at the time of dissemination on the Stock Exchange website. Also wherever there is 'No' declared by Listed Entity in above table the values will be considered as 'Zero' by default on submission of the format of holding of specified securities.

5 The tabular format for disclosure of holding of specified securities is as follows:-



Securities and Exchange Board of India

Table I - Summary Statement holding of specified securities

Category (I)	Category of shareholder (II)	Nos. of shareholders (III)	No. of fully paid up equity shares held (IV)	No. of partly paid-up equity shares held (v)	No. of shares underlying Depository Receipts (VI)	Total nos. shares held (VII)= (IV)+(V)+(VI)	Shareholding as a % of total no. of shares (calculated as per SCRR, 1957) (VIII) As a % of (A+B+C2)	Number of Voting Rights held in each class of securities (IX)			No. of shares underlying Outstanding convertible securities (including warrants) (X)	Shareholding, as a % assuming full conversion of convertible securities (as a percentage of diluted share capital) (XI)= (VII)+(X) As a % of (A+B+C2)	Number of Locked in shares (XII)		Number of shares pledged or otherwise encumbered (XIII)		Number of equity shares held in dematerialised form (XIV)	
								No. of voting Rights					Total as a % of (A+B+C)	No. (a)	As a % of total shares held (b)	No. (a)		As a % of total shares held (b)
								Class - eg: Equity	Class eg: Y	Total								
(A)	Promoter & Promoter Group	18	28472048	0	0	28472048	49.83	28472048	0	28472048	49.83	0	49.83	602000	2.11	0	0	28472048
(B)	Public	22540	28670772	0	0	28670772	50.17	28670772	0	28670772	50.17	0	50.17	0	0.00	0	0.00	28211817
(C)	Non Promoter-Non Public	0	0	0	0	0	0	0	0	0	0	0	0	0	0	0	0	0
(C1)	Shares underlying	0	0	0	0	0	0	0	0	0	0	0	0	0	0	0	0	0
(C2)	Shares held by employee Trusts	0	0	0	0	0	0	0	0	0	0	0	0	0	0	0	0	0
	Total	22558	57142820	0	0	57142820	100	57142820	0	57142820	100	0	100.00	602000	1.05	0	0.00	56683865



भारतीय प्रतभूत और तितिमय बोर्ड

Table 2

Securities and Exchange Board of India

Table II - Statement showing shareholding pattern of the Promoter and Promoter Group

(1)	Category & Name of the shareholders (I)	PAN (II)	No. of shareholder (III)	No. of fully paid equity shares held (IV)	Partly paid up equity shares held (V)	Nos. of shares underlying Depository Receipts (VI)	Total Nos. shares held (VII= IV+V+VI)	Shareholding % calculated as per SCRR, 1957 As a % of (A+B+C2) (VIII)	Number of voting Rights held in each class of securities (IX)			No. of shares Underlying Outstanding convertible securities (Including warrants) (X)	Shareholding as a % assuming full conversion of convertible securities (as a percentage of diluted share capital) (XI)=(VII)+(X) as a % of A+B+C2	Number of Locked in shares (XII)		Number of shares pledged or otherwise encumbered (XIII)		Number of equity shares held in dematerialised form (XIV)		
									No. of voting rights					Total as a % of Total Voting Rights	No. (a)	As a % of total shares held (b)	No. (a)		As a % of total shares held (b)	
									Class - Equity	Class Y	Total									
(1)	Indian																			
(a)	Individuals/Hindu undivided family		7	9384875	0	0	9384875	16.42	9384875	0	9384875	16.42	0	16.42	0	0	0	0	0	9384875
1	Mr. Bidhal Das Mundhra	AIKPM2174K	1	3029245	0	0	3029245	5.30	3029245	0	3029245	5.30	0	5.30	0	0	0	0	0	3029245
2	Smt Yamuna Mundhra *	AJPM4066B	1	2293385	0	0	2293385	4.01	2293385	0	2293385	4.01	0	4.01	0	0	0	0	0	2293385
3	Mr. Amitabh Das Mundhra **	AIPPM5957K	1	2011570	0	0	2011570	3.52	2011570	0	2011570	3.52	0	3.52	0	0	0	0	0	2011570
4	Mr. Rajiv Mundhra ***	AIIPM7012J	1	1868790	0	0	1868790	3.27	1868790	0	1868790	3.27	0	3.27	0	0	0	0	0	1868790
5	Smt.Savita Devi Mundhra	ADUPM9608B	1	100000	0	0	100000	0.18	100000	0	100000	0.18	0	0.18	0	0	0	0	0	100000
6	Mrs. Anuja Mundhra	AACPP1920A	1	80000	0	0	80000	0.14	80000	0	80000	0.14	0	0.14	0	0	0	0	0	80000
7	Smt Savita Bagri	AEJPB3163J	1	1885	0	0	1885	0.00	1885	0	1885	0.00	0	0.00	0	0	0	0	0	1885
(b)	Central Government/ State Government(s)		0	0	0	0	0	0	0	0	0	0	0	0	0	0	0	0	0	0
	Name (xyz...)																			
(c)	Financial Institutions/ Banks		0	0	0	0	0	0	0	0	0	0	0	0	0	0	0	0	0	0
	Name (xyz...)																			
(d)	Any other- Bodies corporates		11	19087173	0	0	19087173	33.40	19087173	0	19087173	33.40	0	33.40	602000	3.15	0	0	0	19087173
1	Anupriya Consultants Pvt. Limited	AACCA1781B	1	7259397	0	0	7259397	12.70	7259397	0	7259397	12.70	0	12.70	0	0	0	0	0	7259397
2	RBS Credit and Financial Dev. Pvt. Ltd.	AABCR3300A	1	4765764	0	0	4765764	8.34	4765764	0	4765764	8.34	0	8.34	0	0	0	0	0	4765764
3	Baba Basuki Distributors (P) Ltd.	AABCB0672R	1	3540867	0	0	3540867	6.20	3540867	0	3540867	6.20	0	6.20	602000	17.00	0	0	0	3540867
4	Anjali Trade Links Pvt. Ltd.	AACCA7500Q	1	750000	0	0	750000	1.31	750000	0	750000	1.31	0	1.31	0	0	0	0	0	750000
5	Giriraj Apartments Pvt. Ltd.	AABCG7390P	1	90750	0	0	90750	0.16	90750	0	90750	0.16	0	0.16	0	0	0	0	0	90750
6	Sandeepan Exports (P) Ltd.	AADCS7071F	1	1000000	0	0	1000000	1.75	1000000	0	1000000	1.75	0	1.75	0	0	0	0	0	1000000
7	Universal Earth Engg.Consultancy Serv.Pvt.Ltd	AAACU3881E	1	117965	0	0	117965	0.21	117965	0	117965	0.21	0	0.21	0	0	0	0	0	117965
8	East End Trading & Engg.Co.Pvt. Ltd	AAACES712A	1	1252930	0	0	1252930	2.19	1252930	0	1252930	2.19	0	2.19	0	0	0	0	0	1252930
9	Ajay Merchants Pvt. Ltd	AACCA2099L	1	41500	0	0	41500	0.07	41500	0	41500	0.07	0	0.07	0	0	0	0	0	41500
10	Regard Fin-Cap Pvt Ltd	AAACR5328K	1	105500	0	0	105500	0.18	105500	0	105500	0.18	0	0.18	0	0	0	0	0	105500
11	Simplex Infraproperties Private Limited	AAMCS4057L	1	162500	0	0	162500	0.28	162500	0	162500	0.28	0	0.28	0	0	0	0	0	162500
	JMS Mining Pvt Ltd (Formerly JMS M	AACCJ1575C	1	0	0	0	0	0.00	0	0	0	0.00	0	0.00	0	0	0	0	0	0
	Sub- total (A)(1)		18	28472048	0	0	28472048	49.83	28472048	0	28472048	49.83	0	49.83	602000	2.11	0	0	0	28472048



भारतीय प्रतभूत और तिथिमय बोर्ड

Table-2

Securities and Exchange Board of India

Table II - Statement showing shareholding pattern of the Promoter and Promoter Group

Category & Name of the shareholders (I)	PAN (II)	No. of shareholder (III)	No. of fully paid equity shares held (IV)	Partly paid up equity shares held (V)	Nos. of shares underlying Depository Receipts (VI)	Total Nos. shares held (VII= IV+V+VI)	Shareholding % calculated as per SCRR, 1957 As a % of (A+B+C2) (VIII)	Number of voting Rights held in each class of securities (IX)			No. of shares Underlying Outstanding convertible securities (Including warrants) (X)	Shareholding as a % assuming full conversion of convertible securities (as a percentage of diluted share capital) (XI)=(VII)+(X) as a % of A+B+C2	Number of Locked in shares (XII)		Number of shares pledged or otherwise encumbered (XIII)		Number of equity shares held in dematerialised form (XIV)		
								No. of voting rights		Total as a % of Total Voting Rights			No. (a)	As a % of total shares held (b)	No. (a)	As a % of total shares held (b)			
								Class - Equity	Class Y									Total	
2) Foreign	0	0	0	0	0	0	0	0	0	0	0	0	0	0	0	0	0	0	
(a) Individuals (Non-Resident Individuals/ Foreign Individuals) Name (xyz...)	0	0	0	0	0	0	0	0	0	0	0	0	0	0	0	0	0	0	
(b) Government Name (xyz...)	0	0	0	0	0	0	0	0	0	0	0	0	0	0	0	0	0	0	
© Institutions Name (xyz...)	0	0	0	0	0	0	0	0	0	0	0	0	0	0	0	0	0	0	
(d) Foreign Portfolio Investor Name (xyz...)	0	0	0	0	0	0	0	0	0	0	0	0	0	0	0	0	0	0	
(e) Any other (specify) Name (xyz...)	0	0	0	0	0	0	0	0	0	0	0	0	0	0	0	0	0	0	
Sub-total (A)(2)	0	0	0	0	0	0	0	0	0	0	0	0	0	0	0	0	0	0	
Total Shareholding of Promoter and Promoter Group (A)=(A)(1)+(A)(2)	0		18	28472048	0	0	28472048	49.83	28472048	0	28472048	49.83	0	49.83	602000	2.11	0	0	28472048
* - Shares/Voting rights includes 250000 nos of Shares held in the Capacity of trustees of a trust.																			
** - Share /Voting right includes 50000 no. of shares held in the capacity of his Minor Son.																			
*** a. Shares/Voting rights includes 233920 nos of Shares held in the Capacity of trustees of a trust.																			
b. Share /Voting right includes 65000 no. of shares held in the capacity of his Minor Son.																			
Details of Shares which remain unclaimed may be given here along with details such as number of shareholders, outstanding shares held in demat/unclaimed suspense account, voting rights which are frozen etc.																			
Note:																			
(1) PAN would not be displayed on website of Stock Exchange(s)																			
(2) The term "Encumbrance" has the same meaning as assigned under regulation 28(3) of SEBI (Substantial Acquisition of Shares and Takeovers Regulation, 2011)																			



भारतीय प्रतभूतत और तितिमय बोर्ड

Securities and Exchange Board of India

Table V - Statement showing details of significant beneficial owners

Sr. No	Details of the significant beneficial owner (I)			Details of the registered owner (II)			Particulars of the shares in which significant beneficial interest is held by the beneficial owner (III)		Date of creation/acquisition of significant beneficial interest
	Name	PAN	Nationality	Name	PAN	Nationality	Number of shares	Shareholding as a % of total no. of shares (calculated as per SCRR, 1957) As a % of A+B_C2	
1	RAJIV MUNDHRA	AIPM7012J	Indian	Anupriya Consultants Pvt Ltd	AACCA1781B	INDIAN	7259397	12.7	6/12/2006
2	RAJIV MUNDHRA	AIPM7012J	Indian	Mr. Bithal Das Mundhra	AIKPM2174K	INDIAN	3029245	5.3	1/1/1980
3	RAJIV MUNDHRA	AIPM7012J	Indian	Smt Yamuna Mundhra	AIPM4066B	INDIAN	2293385	4.01	1/1/1980
4	RAJIV MUNDHRA	AIPM7012J	Indian	Mr. Amitabh Das Mundhra	AIPPM5957K	INDIAN	2011570	3.52	1/1/1980
5	RAJIV MUNDHRA	AIPM7012J	Indian	Mr. Rajiv Mundhra	AIPM7012J	INDIAN	1868790	3.27	1/1/1980
6	RAJIV MUNDHRA	AIPM7012J	Indian	Smt.Savita Devi Mundhra	ADUPM9608B	INDIAN	100000	0.18	7/23/2010
7	RAJIV MUNDHRA	AIPM7012J	Indian	Mrs.Anuja Mundhra	AACPP1920A	INDIAN	80000	0.14	9/30/2009
8	RAJIV MUNDHRA	AIPM7012J	Indian	Smt Savita Bagri	AEJPB3163J	INDIAN	1885	0.00	1/1/1980



Table 3

भारतीय प्रतभूत और तितिमय बोर्ड
Securities and Exchange Board of India

Table III - Statement showing shareholding pattern of the Public shareholder

Category & Name of the shareholders (I)	PAN (II)	No. of shareholder (III)	No. of fully paid equity shares held (IV)	Partly paid up equity shares held (V)	Nos. of shares underlying Depository Receipts (VI)	Total Nos. shares held (VII= IV+V+VI)	Shareholding % calculated as per SCRR, 1957 As a % of (A+B+C2) (VIII)	Number of voting Rights held in each class of securities (IX)			No. of shares Underlying Outstanding convertible securities (including warrants) (X)	Total shareholding as a % assuming full conversion of convertible securities (as a percentage of diluted share capital) (XI)	Number of Locked in shares (XII)		Number of shares pledged or otherwise encumbered (XIII)		Number of equity shares held in dematerialised form (XIV)		
								No. of voting rights					Total as a % of Total Voting Rights	No. (a)	As a % of total shares held (b)	No. (Not Applicable) (a)		As a % of total shares held (not Applicable) (b)	
								Class eg:X	Class eg:Y	Total									
(I) Institutions																			
(a) Mutual Funds																			
HDFC TRUSTEE COMPANY LIMITED-HDFC Equity Fund,HDFC Infrastructure Fund	AAATH1809A	1	5070944	0	0	5070944	8.87	5070944	0	5070944	8.87	0	8.87	0	0	0	0	0	5070944
(b) Venture Capital Funds																			
Name (xyz...)																			
(c) Alternate Investment Funds																			
Name (xyz...)																			



Table 3

भारतीय प्रतभूत और तिथिमय बोर्ड

Securities and Exchange Board of India

Table III - Statement showing shareholding pattern of the Public shareholder

Category & Name of the shareholders (I)	PAN (II)	No. of shareholder (III)	No. of fully paid equity shares held (IV)	Partly paid up equity shares held (V)	Nos. of shares underlying Depository Receipts (VI)	Total Nos. shares held (VII= IV+V+VI)	Shareholding % calculated as per SCRR, 1957 As a % of (A+B+C2) (VIII)	Number of voting Rights held in each class of securities (IX)			No. of shares Underlying Outstanding convertible securities (including warrants) (X)	Total shareholding as a % assuming full conversion of convertible securities (as a percentage of diluted share capital) (XI)	Number of Locked in shares (XII)		Number of shares pledged or otherwise encumbered (XIII)		Number of equity shares held in dematerialised form (XIV)		
								No. of voting rights					Total as a % of Total Voting Rights	No. (a)	As a % of total shares held (b)	No. (Not Applicable) (a)		As a % of total shares held (not Applicable) (b)	
								Class eg:X	Class eg:Y	Total									
(d) Foreign Venture Capital Investors Name (xyz...)		0	0	0	0	0	0	0	0	0	0	0	0	0	0	0	0	0	
(e) Foreign Portfolio Investors POLUS GLOBAL FUND	AAHCP1682K	1	643000	0	0	643000	1.13	643000	0	643000	1.13	0	1.13	0	0	0	0	0	643000
(f) Financial Institutions/ Banks Name (xyz...)		0	0	0	0	0	0.00	0	0	0	0.00	0	0.00	0	0	0	0	0	0
(g) Insurance Companies		0	0	0	0	0	0.00	0	0	0	0.00	0	0.00	0	0	0	0	0	0
(h) Provident Funds/ Pension Funds Name (xyz...)		0	0	0	0	0	0	0	0	0	0	0	0	0	0	0	0	0	0
(I) Any other(specify) Sub-Total (B) (1)		0	0	0	0	0	0	0	0	0	0	0	0	0	0	0	0	0	0
2) Central Government/ State Government(s)/President of India Name (xyz...)		7	5772400	0	0	5772400	10.10	5772400	0	5772400	10.10	0	10.10	0	0	0	0	0	5772400
Sub-Total (B) (2)		0	0	0	0	0	0.00	0	0	0	0.00	0	0.00	0	0	0	0	0	0




Table 3

भारतीय प्रततभूत और तितिमय बोर्ड
Securities and Exchange Board of India

Table III - Statement showing shareholding pattern of the Public shareholder

Category & Name of the shareholders (I)	PAN (II)	No. of shareholder (III)	No. of fully paid equity shares held (IV)	Partly paid up equity shares held (V)	Nos. of shares underlying Depository Receipts (VI)	Total Nos. shares held (VII)= IV+V+VI)	Shareholding % calculated as per SCRR, 1957 As a % of (A+B+C2) (VIII)	Number of voting Rights held in each class of securities (IX)			No. of shares Underlying Outstanding convertible securities (including warrants) (X)	Total shareholding as a % assuming full conversion of convertible securities (as a percentage of diluted share capital) (XI)	Number of Locked in shares (XII)		Number of shares pledged or otherwise encumbered (XIII)		Number of equity shares held in dematerialised form (XIV)	
								No. of voting rights		Total as a % of Total Voting Rights			No. (a)	As a % of total shares held (b)	No. (Not Applicable) (a)	As a % of total shares held (not Applicable) (b)		
								Class eg:X	Class eg:Y									Total
3) Non-institutions																		
(a) Individuals-																		
i. Individual shareholders holding nominal share capital up to Rs. 2 lakhs		21309	12038318	0	0	12038318	21.07	12038318	0	12038318	21.07	0	21.07	0	0.00	0	0.00	11850398
ii. Individual shareholders holding nominal share capital in excess of Rs. 2 lakhs		13	3648225	0	0	3648225	6.38	3648225	0	3648225	6.38	0	6.38	0	0.00	0	0.00	3648225
RADHAKISHAN S DAMANI	AAGFD5938A	1	1300000	0	0	1300000	2.28	1300000	0	1300000	2.28	0	2.28	0	0.00	0	0.00	1300000
Name (xyz...)																		
(b) NBFCs registered with RBI		0	0	0	0	0	0	0	0	0	0	0	0	0	0	0	0	0
Name (xyz...)																		
(c) Employee Trusts		0	0	0	0	0	0	0	0	0	0	0	0	0	0	0	0	0
Name (xyz...)																		
(d) Overseas Depositories (holding Drs) (balancing figure)		0	0	0	0	0	0	0	0	0	0	0	0	0	0	0	0	0
Name (xyz...)																		



Table 3

भारतीय प्रतत्भूत और तितिमय बोर्ड
Securities and Exchange Board of India

Table III - Statement showing shareholding pattern of the Public shareholder

Category & Name of the shareholders (I)	PAN (II)	No. of shareholder (III)	No. of fully paid equity shares held (IV)	Partly paid up equity shares held (V)	Nos. of shares underlying Depository Receipts (vi)	Total Nos. shares held (VII)= IV+V+VI)	Shareholding % calculated as per SCRR, 1957 As a % of (A+B+C2) (VIII)	Number of voting Rights held in each class of securities (IX)			No. of shares Underlying Outstanding convertible securities (including warrants) (X)	Total shareholding as a % assuming full conversion of convertible securities (as a percentage of diluted share capital) (XI)	Number of Locked in shares (XII)		Number of shares pledged or otherwise encumbered (XIII)		Number of equity shares held in dematerialised form (XIV)		
								No. of voting rights					Total as a % of Total Voting Rights	No. (a)	As a % of total shares held (b)	No. (Not Applicable) (a)		As a % of total shares held (not Applicable) (b)	
								Class eg: X	Class eg: Y	Total									
(e) Any other : (Specify)		1211	7211829	0	0	7211829	12.62	7211829	0	7211829	12.62	0	12.62	0.00	0.00	0.00	0.00	6940794	
BODIES CORPORATES:		199	4842386	0	0	4842386	8.47	4842386	0	4842386	8.47	0	8.47	0	0.00	0	0	0	4835101
SOUTH ASIA FINVEST PRIVATE LIMITED	AACCS7839E	1	624000	0	0	624000	1.09	624000	0	624000	1.09	0	1.09	0	0.00	0	0	0	624000
CLEARING MEMBER		105	453667	0	0	453667	0.79	453667	0	453667	0.79	0	0.79	0	0	0	0	0	453667
IEPF		1	77713	0	0	77713	0.14	77713	0	77713	0.14	0	0.14	0	0	0	0	0	77713
NON-RESIDENT INDIAN (NRI)		460	700948	0	0	700948	1.23	700948	0	700948	1.23	0	1.23	0	0	0	0	0	437948
TRUSTS		1	750	0	0	750	0.00	750	0	750	0.00	0	0.00	0	0	0	0	0	0
H.U.F.		445	1136365	0	0	1136365	1.99	1136365	0	1136365	1.99	0	1.99	0	0	0	0	0	1136365
Sub-Total (B) (3)		22533	22898372	0	0	22898372	40.07	22898372	0.00	22898372	40.07	0.00	40.07	0	0.00	0	0.00	0.00	22439417
Total Public Shareholding(B)= (B)(1)+(B)(2)+(B)(3)		22540	28670772	0	0	28670772	50.17	28670772	0	28670772	50.17	0	50.17	0	0.00	0	0.00	0.00	28211817

Details of shareholders acting as persons in Concert including their shareholding (No. and %)

Details of Shares which remain unclaimed may be given here along with details such as number of shareholders, outstanding shares held in demat/unclaimed suspense account, voting rights which are frozen etc.


Not e:

(1) PAN would not be displayed on website of Stock Exchange(s)

(2) The above format needs to be disclosed along with the name of following persons:

Institutions/ Non Institutions holding more than 1% of total number of shares.

(3) W.r.t. The information pertaining to Depository Receipts, the same may be disclosed in the respective columns to the extent information available and the balance to be disclosed in the respective columns to the extent information available and the balance to be disclosed as held by custodian.



PUBLIC

Details of Shares which remain unclaimed may be given here along with details such as number of shareholders, outstanding shares held in demat/unclaimed suspense account, voting rights which are frozen etc.

Serial No.	Number of shareholders	Outstanding shares held in demat or unclaimed suspense account	Voting rights which are frozen	Disclosure of notes on shares which remain unclaimed for Public
	NIL	NIL	NIL	NIL



PROMOTER & PROMOTER GROUP

Details of Shares which remain unclaimed may be given here along with details such as number of shareholders, outstanding shares held in demat/unclaimed suspense account, voting rights which are frozen etc.

Serial No.	Number of shareholders	Outstanding shares held in demat or unclaimed suspense account	Voting rights which are frozen	Disclosure of notes on shares which remain unclaimed for promoter and promoter group
	NIL	NIL	NIL	NIL



SIMPLEX INFRASTRUCTURES LIMITED

Details of the Share holding Pattern As on 30/06/2020

	<u>Name of shareholder</u>	<u>Name of PAC</u>	<u>No. of shareholders</u>	<u>Holding %</u>
1	RAJIV MUNDHRA	RAJIV MUNDHRA	1868790	3.27
2	BITHAL DAS MUNDHRA		3029245	5.30
3	YAMUNA MUNDHRA		2293385	4.01
4	AMITABH DAS MUNDHRA		2011570	3.52
5	SAVITA DEVI MUNDHRA		100000	0.18
6	SAVITA BAGRI		1885	0.00
7	ANUJA MUNDHRA		80000	0.14
8	ANUPRIYA CONSULTANTS PVT LTD		7259397	12.70
9	RBS CREDIT AND FINANCIAL DEVELOPMENTS PRIVATE LIMITED		4765764	8.34
10	ANJALI TRADELINK PRIVATE LIMITED		750000	1.31
11	BABA BASUKI DISTRIBUTORS PRIVATE LIMITED		3540867	6.20
12	GIRIRAJ APARTMENTS PRIVATE LIMITED		90750	0.16
13	SANDEEPAN EXPORTS PRIVATE LIMITED		1000000	1.75
14	AJAY MERCHANTS PRIVATE LIMITED		41500	0.07
15	UNIVERSAL EARTH ENGINEERING CONSULTANCY SERVICES PVT LTD		117965	0.21
16	REGARD FIN-CAP PRIVATE LIMITED		105500	0.18
17	EAST END TRADING & ENGINEERING CO. PRIVATE LIMITED		1252930	2.19
18	SIMPLEX INFRA PROPERTIES PRIVATE LIMITED		162500	0.28
			28472048	49.83



Table 4

भारतीय प्रतभूत और तिथिमय बोर्ड

Securities and Exchange Board of India

Table IV - Statement showing shareholding pattern of the Non Promoter – Non Public Shareholder

Category & Name of the shareholders (I)	PAN (II)	No. of shareholder (III)	No. of fully paid equity shares held (IV)	Partly paid up equity shares held (V)	Nos. of shares underlying Depository Receipts (VI)	Total Nos. shares held (VII= IV+V+VI)	Shareholding % calculated as per SCRR, 1957 As a % of (A+B+C2) (VIII)	Number of voting Rights held in each class of securities (IX)			No. of shares Underlying Outstanding & convertible securities (including warrants) (X)	Total shareholding, as a % assuming full conversion of convertible securities (as a percentage of diluted share capital)	Number of Locked in shares (XII)		Number of shares pledged or otherwise encumbered		Number of equity shares held in dematerialised form (XIV) (Not Applicable)	
								No. of voting rights					Total as a % of Total Voting Rights	No.	As a % of total shares held	No. (Not Applicable)		As a % of total shares held (not Applicable)
								Class X	Class Y	Total								
1) Custodian/DR holder		0	0	0	0	0	0	0	0	0	0	0	0	0	0	0	0	0
(a) Name of DR Holder (if available)		0	0	0	0	0	0	0	0	0	0	0	0	0	0	0	0	0
(I) abc....																		
(ii) cfg....																		
2) Employee Benefit Trust under SEBI (Share based Employee Benefit) Regulations, 2014		0	0	0	0	0	0	0	0	0	0	0	0	0	0	0	0	0
(a) Name (abc...)																		
Total Non-Promoter Public Shareholding (C)= (C)(1)+(C)(2)		0	0	0	0	0	0	0	0	0	0	0	0	0	0	0	0	0
Note:																		

(1) PAN would not be displayed on website of Stock Exchange(s)

(2) The above format needs to disclose name of all holders holding more than 1% of total number of shares

(3) W.r.t. The information pertaining to Depository Receipts, the same may be disclosed in the respective columns to the extent information available.

