



AN ISO 9001 : 2015  
certified company

# SIMPLEX INFRASTRUCTURES LIMITED

REGD. OFFICE :

'SIMPLEX HOUSE', 27, SHAKESPEARE SARANI, KOLKATA-700 017 (INDIA)  
PHONES : +91 33 2301-1600, FAX : +91 33 2289-1468  
E-mail : simplexkolkata@simplexinfra.com, Website : www.simplexinfra.com  
CIN No. L45209 WB 1924 PLC 004969

01/CS/SE/001/94 425

April 08, 2021

The Manager, Listing Department  
National Stock Exchange of India Limited  
Exchange Plaza, Bandra Kurla Complex  
Bandra (East), Mumbai – 400051  
Scrip Code – SIMPLEXINF

The Secretary  
BSE Limited  
Phiroze Jeejeebhoy Towers  
Dalal Street, Mumbai – 400 001  
Scrip code - 523838


The Secretary  
Calcutta Stock Exchange Limited  
7 Lyons Range  
Kolkata – 700001  
Scrip Code - 29053

Dear Sirs,

Sub: Compliance under Regulation 31(1)(b) of SEBI (Listing Obligations and Disclosure Requirements) Regulation, 2015 (LODR)

In Compliance with the provisions of Regulation 31(1)(b) of the Securities Exchange Board of India (Listing Obligation and Disclosure Requirements) Regulation, 2015. We are forwarding herewith Shareholding pattern for the quarter ended 31<sup>st</sup> March, 2021.

Yours faithfully,  
For SIMPLEX INFRASTRUCTURES LIMITED

  
B.L. BAJORIA  
SR. VICE PRESIDENT &  
COMPANY SECRETARY

Encl: as above

भारतीय प्रतभूतत और तितिमय बोर्ड

Securities and Exchange Board of India

Format of holding of specified securities

Annexure-I


- 1 Name of Listed Entity: SIMPLEX INFRASTRUCTURES LIMITED  
2 Scrip Code/Name of Scrip/Class of Security : 29053/ EQUITY SHARE  
3 Share Holding Pattern Filed under: Reg. 31(1)(a)/Reg. 31(1)(b)/Reg.31(1)(c)  
a. If under 31 (1)(b) then indicate the report for **Quarter ending 31 March ,2021**  
b. If under 31 (1)(c) then indicate date of allotment /extinguishment

4 Declaration: The Listed entity is required to submit the following declaration to the extent of submission of information:-

	Particulars	Yes *	No *
1	Whether the Listed Entity has issued any partly paid up shares?		No
2	Whether the Listed Entity has issued any Convertible Securities or Warrants?		No
3	Whether the Listed Entity has any shares against which depository receipts are issued?		No
4	Whether the Listed Entity has any shares in locked-in?	YES	
5	Whether any shares held by promoters are pledge or otherwise encumbered?		No

\* If the Listed Entity selects the option 'No' for the questions above, the columns for the partly paid up shares, Outstanding Convertible Securities/Warrants, depository receipts, locked-in shares, No of shares pledged or otherwise encumbered by promoters, as applicable, shall not be displayed at the time of dissemination on the Stock Exchange website. Also wherever there is 'No' declared by Listed Entity in above table the values will be considered as 'Zero' by default on submission of the format of holding of specified securities.

5 The tabular format for disclosure of holding of specified securities is as follows:-




भारतीय प्रतिलिखित और वित्तीय बोर्ड

Securities and Exchange Board of India

Table I - Summary Statement holding of specified securities

Category (I)	Category of shareholder (II)	Nos. of shareholders (III)	No. of fully paid up equity shares held (IV)	No. of partly paid-up equity shares held (V)	No. of shares underlying Depository Receipts (VI)	Total nos. shares held (VII)= (IV)+(V)+(VI)	Shareholding as a % of total no. of shares (calculated as per SCRR, 1957) (VIII) As a % of (A+B+C2)	Number of Voting Rights held in each class of securities (IX)			No. of shares underlying Outstanding convertible securities (including warrants) (X)	Shareholding, as a % assuming full conversion of convertible securities (as a percentage of diluted share capital) (XI)= (VII)+(X) As a % of (A+B+C2)	Number of Locked In shares (XII)		Number of shares pledged or otherwise encumbered (XIII)		Number of equity shares held in dematerialised form (XIV)	
								No. of voting Rights					Total as a % of (A+B+C)	No. (a)	As a % of total shares held (b)	No. (a)		As a % of total shares held (b)
								Class - eg: Equity	Class eg: Y	Total								
(A)	Promoter & Promoter Group	16	28472048	0	0	28472048	49.83	28472048	0	28472048	49.83	0	602000	2.11	0	0	28472048	
(B)	Public	23537	28670772	0	0	28670772	50.17	28670772	0	28670772	50.17	0	0	0.00	0	0.00	28219817	
(C)	Non Promoter-Non Public	0	0	0	0	0	0	0	0	0	0	0	0	0	0	0	0	
(C1)	Shares underlying	0	0	0	0	0	0	0	0	0	0	0	0	0	0	0	0	
(C2)	Shares held by employee Trusts	0	0	0	0	0	0	0	0	0	0	0	0	0	0	0	0	
	<b>Total</b>	<b>23553</b>	<b>57142820</b>	<b>0</b>	<b>0</b>	<b>57142820</b>	<b>100</b>	<b>57142820</b>	<b>0</b>	<b>57142820</b>	<b>100</b>	<b>0</b>	<b>602000</b>	<b>1.05</b>	<b>0</b>	<b>0.00</b>	<b>56691865</b>	



भारतीय प्रवृत्तभूत और तिथिमय बोर्ड

Table 2  
Securities and Exchange Board of India

Table II - Statement showing shareholding pattern of the Promoter and Promoter Group

Category & Name of the shareholders (I)	Shareholder Type	PAN (II)	No. of shareholder (III)	No. of fully paid equity shares held (IV)	Partly paid up equity shares held (V)	Nos. of shares underlying Depository Receipts (VI)	Total Nos. shares held (VII)= IV+V+VI)	Shareholding % calculated as per SCRR, 1957 As a % of (A+B+C2) (VIII)	Number of voting Rights held in each class of securities (IX)			No. of shares Underlying convertible securities (including warrants) (X)	Shareholding as a % assuming full conversion of convertible securities (as a percentage of diluted share capital) (XI)=(VII)+(X) as a % of (A+B+C2)	Number of Locked in shares (XII)		Number of shares pledged or otherwise encumbered (XIII)		Number of equity shares held in dematerialised form (XIV)	
									No. of voting rights					Total as a % of Total Voting Rights	No. (a)	As a % of total shares held	No. (a)		As a % of total shares held (b)
									Class - Equity	Class Y	Total								
(I) Indian																			
(a) Individuals/Hindu undivided family			7	9384875	0	0	9384875	16.42	9384875	0	9384875	16.42	0	0	0	0	0	0	9384875
1 Mr. Rajiv Mundhra ***	Promoter	AJIPM7012J	1	1868790	0	0	1868790	3.27	1868790	0	1868790	3.27	0	0	0	0	0	0	1868790
2 Mr. Bithal Das Mundhra	Promoter Group	AJKPM2174K	1	3029245	0	0	3029245	5.30	3029245	0	3029245	5.30	0	0	0	0	0	0	3029245
3 Smt Yamuna Mundhra *	Promoter Group	AJIPM4066B	1	2293385	0	0	2293385	4.01	2293385	0	2293385	4.01	0	0	0	0	0	0	2293385
4 Mr. Amitabh Das Mundhra **	Promoter Group	AJPPM5957K	1	2011570	0	0	2011570	3.52	2011570	0	2011570	3.52	0	0	0	0	0	0	2011570
5 Smt.Savita Devi Mundhra	Promoter Group	ADUPM9608B	1	100000	0	0	100000	0.18	100000	0	100000	0.18	0	0	0	0	0	0	100000
6 Mrs. Anuja Mundhra	Promoter Group	AACPP1920A	1	80000	0	0	80000	0.14	80000	0	80000	0.14	0	0	0	0	0	0	80000
7 Smt Savita Bagri	Promoter Group	AEJPB3163J	1	1885	0	0	1885	0.00	1885	0	1885	0.00	0	0	0	0	0	0	1885
(b) Central Government/ State Government(s)			0	0	0	0	0	0	0	0	0	0	0	0	0	0	0	0	0
Name (xyz...)																			
(c) Financial Institutions/ Banks			0	0	0	0	0	0	0	0	0	0	0	0	0	0	0	0	0
Name (xyz...)																			
(d) Any other- Bodies corporates			9	19087173	0	0	19087173	33.40	19087173	0	19087173	33.40	0	33.40	602000	3.15	0	0	19087173
1 Baba Basuki Distributors (P) Ltd #	Promoter Group	AABC0672R	1	10800264	0	0	10800264	18.90	10800264	0	10800264	18.90	0	18.90	602000	5.57	0	0	10800264
2 Anjali Trade Links Pvt. Ltd.	Promoter Group	AACCA7500Q	1	750000	0	0	750000	1.31	750000	0	750000	1.31	0	1.31	0	0	0	0	750000
3 Giriraj Apartments Pvt. Ltd.	Promoter Group	AABCG7390P	1	90750	0	0	90750	0.16	90750	0	90750	0.16	0	0.16	0	0	0	0	90750
4 Sandeepan Exports (P) Ltd.	Promoter Group	AADCS7071F	1	1000000	0	0	1000000	1.75	1000000	0	1000000	1.75	0	1.75	0	0	0	0	1000000
5 Universal Earth Engg. Consultancy Serv. Pvt. Ltd.	Promoter Group	AAACU3881E	1	117965	0	0	117965	0.21	117965	0	117965	0.21	0	0.21	0	0	0	0	117965
6 East End Trading & Engg. Co. Pvt. Ltd.	Promoter Group	AAACE5712A	1	1252930	0	0	1252930	2.19	1252930	0	1252930	2.19	0	2.19	0	0	0	0	1252930
7 Ajay Merchants Pvt. Ltd #	Promoter Group	AACCA2099L	1	4807264	0	0	4807264	8.41	4807264	0	4807264	8.41	0	8.41	0	0	0	0	4807264
8 Regard Fin-Cap Pvt Ltd	Promoter Group	AAACR5328K	1	105500	0	0	105500	0.18	105500	0	105500	0.18	0	0.18	0	0	0	0	105500
9 Simplex Infraproperties Private Limited	Promoter Group	AAMCS4057L	1	162500	0	0	162500	0.28	162500	0	162500	0.28	0	0.28	0	0	0	0	162500
10 Anupriya Consultants Pvt. Limited #	Promoter Group	AACCA1781B	0	0	0	0	0	0.00	0	0	0	0.00	0	0.00	0	0	0	0	0
11 RBS Credit and Financial Dev. Pvt. Ltd. #	Promoter Group	AABCR3300A	0	0	0	0	0	0.00	0	0	0	0.00	0	0.00	0	0	0	0	0
12 JMS Mining Pvt Ltd (Formerly JMS Mining Services Private Limited)	Promoter Group	AACJJ1575C	0	0	0	0	0	0.00	0	0	0	0.00	0	0.00	0	0	0	0	0
Sub- total (A)(1)			16	28472048	0	0	28472048	49.83	28472048	0	28472048	49.83	0	49.83	602000	2.11	0	0	28472048




Table II - Statement showing shareholding pattern of the Promoter and Promoter Group

Category & Name of the shareholders (I)	Shareholder Type	PAN (II)	No. of shareholder (III)	No. of fully paid equity shares held (IV)	Partly paid up equity shares held (V)	Nos. of shares underlying Depository Receipts (VI)	Total Nos. shares held (VII= IV+V+VI)	Shareholding % calculated as per SCRR, 1957 As a % of (A+B+C2) (VIII)	Number of voting Rights held in each class of securities (IX)			No. of shares Underlying Outstanding convertible securities (including warrants) (X)	Shareholding as a % assuming full conversion of convertible securities (as a percentage of diluted share capital) (XI)=(VII)+(X) as a % of (A+B+C2)	Number of Locked In shares (XII)		Number of shares pledged or otherwise encumbered (XIII)		Number of equity shares held in dematerialised form (XIV)	
									Class - Equity	Class Y	Total			No. (a)	As a % of total shares held	No. (a)	As a % of total shares held (b)		
2) Foreign		0	0	0	0	0	0	0	0	0	0	0	0	0	0	0	0	0	0
(a) Individuals (Non-Resident Individuals/ Foreign Individuals)		0	0	0	0	0	0	0	0	0	0	0	0	0	0	0	0	0	0
Name (xyz...)																			
(b) Government		0	0	0	0	0	0	0	0	0	0	0	0	0	0	0	0	0	0
Name (xyz...)																			
(c) Institutions		0	0	0	0	0	0	0	0	0	0	0	0	0	0	0	0	0	0
Name (xyz...)																			
(d) Foreign Portfolio Investor		0	0	0	0	0	0	0	0	0	0	0	0	0	0	0	0	0	0
Name (xyz...)																			
(e) Any other (specify)		0	0	0	0	0	0	0	0	0	0	0	0	0	0	0	0	0	0
Name (xyz...)																			
Sub- total (A)(2)		0	0	0	0	0	0	0	0	0	0	0	0	0	0	0	0	0	0
<b>Total Shareholding of Promoter and Promoter Group (A)=(A1)+(A)(2) #</b>		0	16	28472048	0	0	28472048	49.83	28472048	0	28472048	49.83	0	49.83	602000	2.11	0	0	28472048
* - Shares/Voting rights includes 250000 nos of Shares held in the Capacity of trustees of a trust.																			
** - Share /Voting right includes 50000 no. of shares held in the capacity of his Minor Son.																			
*** a. Shares/Voting rights includes 233920 nos of Shares held in the Capacity of trustees of a trust.																			
b. Share /Voting right includes 65000 no. of shares held in the capacity of his Minor Son.																			
# Total no of Promoters and Promoter group 19 nos but 3 Promoters group are not hold any shares.																			
Details of Shares which remain unclaimed may be given here along with details such as number of shareholders, outstanding shares held in demat/unclaimed suspense account, voting rights which are frozen etc.																			
<b>Note:</b>																			
(1) PAN would not be displayed on website of Stock Exchange(s)																			
(2) The term "Encumbrance" has the same meaning as assigned under regulation 28(3) of SEBI (Substantial Acquisition of Shares and Takeovers Regulation, 2011																			




Table 3

भारतीय प्रतभूत और तितिमय बोर्ड

## Securities and Exchange Board of India

Table III - Statement showing shareholding pattern of the Public shareholder

Category & Name of the shareholders (I)	PAN (II)	No. of shareholder (III)	No. of fully paid equity shares held (IV)	Partly paid up equity shares held (V)	Nos. of shares underlying Depository Receipts (VI)	Total Nos. shares held (VII= IV+V+VI)	Shareholding % calculated as per SCRR, 1957 As a % of (A+B+C2) (VIII)	Number of voting Rights held in each class of securities (IX)			No. of shares Underlying Outstanding convertible securities (including warrants) (X)	Total shareholding as a % assuming full conversion of convertible securities (as a percentage of diluted share capital) (XI)	Number of Locked in shares (XII)		Number of shares pledged or otherwise encumbered (XIII)		Number of equity shares held in dematerialised form (XIV)	
								No. of voting rights					Total as a % of Total Voting Rights	No. (a)	As a % of total shares held (b)	No. (Not Applicable) (a)		As a % of total shares held (not Applicable) (b)
								Class eg:X	Class eg:Y	Total								
(I) <b>Institutions</b>																		
(a) <b>Mutual Funds</b>																		
HDFC TRUSTEE COMPANY LIMITED-HDFC Flexi Cap Fund	AAATH1809A	1	5048833	0	0	5048833	8.84	5048833	0	5048833	8.84	0	8.84	0	0	0	0	5048833
HDFC Infrastructure Fund		1	5048833	0	0	5048833	8.84	5048833	0	5048833	8.84	0	8.84	0	0	0	0	5048833
(b) <b>Venture Capital Funds</b>																		
Name (xyz...)		0	0	0	0	0	0	0	0	0	0	0	0	0	0	0	0	0
(c) <b>Alternate Investment Funds</b>																		
Name (xyz...)		0	0	0	0	0	0.00	0	0	0	0.00	0	0.00	0	0	0	0	0




Table 3

भारतीय प्रततभूत और तितिमय बोर्ड  
Securities and Exchange Board of India

Table III - Statement showing shareholding pattern of the Public shareholder

Category & Name of the shareholders (I)	PAN (II)	No. of shareholder (III)	No. of fully paid equity shares held (IV)	Partly paid up equity shares held (V)	Nos. of shares underlying Depository Receipts (VI)	Total Nos. shares held (VII= IV+V+VI)	Shareholding % calculated as per SCRR, 1957 As a % of (A+B+C2) (VIII)	Number of voting Rights held in each class of securities (IX)			Total as a % of Total Voting Rights	No. of shares Outstanding convertible securities (including warrants) (X)	Total shareholding as a % assuming full conversion of convertible securities (as a percentage of diluted share capital) (XI)	Number of Locked in shares (XII)		Number of shares pledged or otherwise encumbered (XIII)		Number of equity shares held in dematerialised form (XIV)	
								No. of voting rights						No. (a)	As a % of total shares held (b)	No. (Not Applicable) (a)	As a % of total shares held (not Applicable) (b)		
								Class eg: X	Class eg: Y	Total									
(d) Foreign Venture Capital Investors Name (xyz...)		0	0	0	0	0	0	0	0	0	0	0	0	0	0	0	0	0	
(e) Foreign Portfolio Investors POLUS GLOBAL FUND	AAHCP1682K	3	693251	0	0	693251	1.21	693251	0	693251	1.21	0	1.21	0	0	0	0	0	693251
(f) Financial Institutions/ Banks Name (xyz...)		1	643000	0	0	643000	1.13	643000	0	643000	1.13	0	1.13	0	0	0	0	0	643000
(g) Insurance Companies (h) Provident Funds/ Pension Funds Name (xyz...)		0	0	0	0	0	0.00	0	0	0	0.00	0	0.00	0	0	0	0	0	0
(l) Any other (specify) Sub-Total (B) (1)		4	5742084	0	0	5742084	10.05	5742084	0	5742084	10.05	0	10.05	0	0	0	0	0	5742084
2) Central Government/ State Government(s)/President of India Name (xyz...) Sub-Total (B) (2)		0	0	0	0	0	0.00	0	0	0	0.00	0	0.00	0	0	0	0	0	0




Table 3

भारतीय प्रतभूत और तितिमय बोर्ड

## Securities and Exchange Board of India

Table III - Statement showing shareholding pattern of the Public shareholder

Category & Name of the shareholders (I)	PAN (II)	No. of shareholder (III)	No. of fully paid equity shares held (IV)	Partly paid up equity shares held (V)	Nos. of shares underlying Depository Receipts (VI)	Total Nos. shares held (VII= IV+V+VI)	Shareholding % calculated as per SCRR, 1957 As a % of (A+B+C2) (VIII)	Number of voting Rights held in each class of securities (IX)			No. of shares Underlying Outstanding convertible securities (including warrants) (X)	Total shareholding as a % assuming full conversion of convertible securities (as a percentage of diluted share capital) (XI)	Number of Locked in shares (XII)		Number of shares pledged or otherwise encumbered (XIII)		Number of equity shares held in dematerialised form (XIV)	
								No. of voting rights		Total as a % of Total Voting Rights			No. (a)	As a % of total shares held (b)	No. (Not Applicable) (a)	As a % of total shares held (not Applicable) (b)		
								Class eg:X	Class eg:Y									Total
3) Non-Institutions																		
(a) Individuals-																		
i. Individual shareholders holding nominal share capital up to Rs. 2 lakhs		22374	12590506	0	0	12590506	22.03	12590506	0	12590506	22.03	0	22.03	0	0.00	0	0.00	12410586
ii. Individual shareholders holding nominal share capital in excess of Rs. 2 lakhs		13	3104023	0	0	3104023	5.43	3104023	0	3104023	5.43	0	5.43	0	0.00	0	0.00	3104023
Name (xyz...)																		
(b) NBFCs registered with RBI		0	0	0	0	0	0	0	0	0	0	0	0	0	0	0	0	0
Name (xyz...)																		
(c) Employee Trusts		0	0	0	0	0	0	0	0	0	0	0	0	0	0	0	0	0
Name (xyz...)																		
(d) Overseas Depositories (holding Drs) (balancing figure)		0	0	0	0	0	0	0	0	0	0	0	0	0	0	0	0	0
Name (xyz...)																		







Table 3


भारतीय प्रतभूत और तितिमय बोर्ड																		
Securities and Exchange Board of India																		
Table III - Statement showing shareholding pattern of the Public shareholder																		
Category & Name of the shareholders (I)	PAN (II)	No. of shareholder (III)	No. of fully paid equity shares held (IV)	Partly paid up equity shares held (V)	Nos. of shares underlying Depository Receipts (VI)	Total Nos. shares held (VII)= IV+V+VI	Shareholding % calculated as per SCRR, 1957 As a % of (A+B+C2) (VIII)	Number of voting Rights held in each class of securities (IX)			No. of shares Underlying Outstanding convertible securities (including warrants) (X)	Total shareholding as a % assuming full conversion of convertible securities (as a percentage of diluted share capital) (XI)	Number of Locked in shares (XII)		Number of shares pledged or otherwise encumbered (XIII)		Number of equity shares held in dematerialised form (XIV)	
								No. of voting rights Class eg:X	Class eg:Y	Total			Total as a % of Total Voting Rights	No. (a)	As a % of total shares held (b)	No. (Not Applicable) (a)		As a % of total shares held (not Applicable) (b)
(e) Any other : (Specify)		1146	7234159	0	0	7234159	12.66	7234159	0	7234159	12.66	0	12.66	0.00	0.00	0.00	0.00	6963124
BODIES CORPORATES:		171	4788063	0	0	4788063	8.38	4788063	0	4788063	8.38	0	8.38	0	0.00	0	0	4780778
SOUTH ASIA FINVEST PRIVATE LIMITED	AACCS7639E	1	624000	0	0	624000	1.09	624000	0	624000	1.09	0	1.09	0	0.00	0	0	624000
DEEPA BAGLA FINANCIAL CONSULTANTS PRIVATE LIMITED, CLEARING MEMBER	AAACK9094R	1	894814	0	0	894814	1.57	894814	0	894814	1.57	0	1.57	0	0.00	0	0	894814
IEPF		73	411042	0	0	411042	0.72	411042	0	411042	0.72	0	0.72	0	0	0	0	411042
NON-RESIDENT INDIAN (NRI)		1	83308	0	0	83308	0.15	83308	0	83308	0.15	0	0.15	0	0	0	0	83308
TRUSTS		439	845428	0	0	845428	1.48	845428	0	845428	1.48	0	1.48	0	0	0	0	582428
H.U.F.		1	750	0	0	750	0.00	750	0	750	0.00	0	0.00	0	0	0	0	0
Sub-Total (B) (3)		461	1105568	0	0	1105568	1.93	1105568	0	1105568	1.93	0	1.93	0	0	0	0	1105568
Total Public Shareholding(B)=(B)(1)+(B)(2)+(B)(3)		23533	22928688	0	0	22928688	40.13	22928688	0.00	22928688	40.13	0.00	40.13	0	0.00	0	0.00	22477733
		23537	28670772	0	0	28670772	50.17	28670772	0	28670772	50.17	0	50.17	0	0.00	0	0.00	28219817
Details of shareholders acting as persons in Concert including their shareholding (No. and %)																		
Details of Shares which remain unclaimed may be given here along with details such as number of shareholders, outstanding shares held in demat/unclaimed suspense account, voting rights which are frozen etc.																		
Not e:																		
(1) PAN would not be displayed on website of Stock Exchange(s)																		
(2) The above format needs to be disclosed along with the name of following persons: Institutions/ Non Institutions holding more than 1% of total number of shares.																		
(3) W.r.t. The information pertaining to Depository Receipts, the same may be disclosed in the respective columns to the extent information available and the balance to be disclosed in the respective columns to the extent information available and the balance to be disclosed as held by custodian.																		



**PUBLIC**

Details of Shares which remain unclaimed may be given here along with details such as number of shareholders, outstanding shares held in demat/unclaimed suspense account, voting rights which are frozen etc.


Serial No.	Number of shareholders	Outstanding shares held in demat or unclaimed suspense account	Voting rights which are frozen	Disclosure of notes on shares which remain unclaimed for Public
	NIL	NIL	NIL	NIL



**PROMOTER & PROMOTER GROUP**

Details of Shares which remain unclaimed may be given here along with details such as number of shareholders, outstanding shares held in demat/unclaimed suspense account, voting rights which are frozen etc.

Serial No.	Number of shareholders	Outstanding shares held in demat or unclaimed suspense account	Voting rights which are frozen	Disclosure of notes on shares which remain unclaimed for promoter and promoter group
	NIL	NIL	NIL	NIL



<b>SIMPLEX INFRASTRUCTURES LIMITED</b>				
<b>Details of the Share holding Pattern As on 31/03/2021</b>				
	<b>Name of shareholder</b>	<b>Name of PAC</b>	<b>No. of shareholders</b>	<b>Holding %</b>
1	RAJIV MUNDHRA	RAJIV MUNDHRA	1868790	3.27
2	BITHAL DAS MUNDHRA		3029245	5.30
3	YAMUNA MUNDHRA		2293385	4.01
4	AMITABH DAS MUNDHRA		2011570	3.52
5	SAVITA DEVI MUNDHRA		100000	0.18
6	SAVITA BAGRI		1885	0.00
7	ANUJA MUNDHRA		80000	0.14
8	ANJALI TRADELINK PRIVATE LIMITED		750000	1.31
9	BABA BASUKI DISTRIBUTORS PRIVATE LIMITED		10800264	18.90
10	GIRIRAJ APARTMENTS PRIVATE LIMITED		90750	0.16
11	SANDEEPAN EXPORTS PRIVATE LIMITED		1000000	1.75
12	AJAY MERCHANTS PRIVATE LIMITED		4807264	8.41
13	UNIVERSAL EARTH ENGINEERING CONSULTANCY SERVICES PVT LTD		117965	0.21
14	REGARD FIN-CAP PRIVATE LIMITED		105500	0.18
15	EAST END TRADING & ENGINEERING CO. PRIVATE LIMITED		1252930	2.19
16	SIMPLEX INFRAPROPERTIES PRIVATE LIMITED		162500	0.28
			<b>28472048</b>	<b>49.83</b>




Table 4

भारतीय प्रतभूत और तिथिमय बोर्ड  
Securities and Exchange Board of India


Table IV - Statement showing shareholding pattern of the Non Promoter – Non Public Shareholder

Category & Name of the shareholders (I)	PAN (II)	No. of shareholder (III)	No. of fully paid equity shares held (IV)	Partly paid up equity shares held (V)	Nos. of shares underlying Depository Receipts (VI)	Total Nos. shares held (VII= IV+V+VI)	Shareholding % calculated as per SCRR, 1957 As a % of (A+B+C2) (VIII)	Number of voting Rights held In each class of securities (IX)			No. of shares Underlying Outstanding & convertible securities (including warrants) (X)	Total shareholding, as a % assuming full conversion of convertible securities (as a percentage of diluted share capital)	Number of Locked in shares (XII)		Number of shares pledged or otherwise encumbered		Number of equity shares held in dematerialised form (XIV) (Not Applicable)	
								No. of voting rights					Total as a % of Total Voting Rights	No.	As a % of total shares held	No. (Not Applicable)		As a % of total shares held (not Applicable)
								Class X	Class Y	Total								
1) Custodian/DR holder		0	0	0	0	0	0	0	0	0	0	0	0	0	0	0	0	0
(a) Name of DR Holder (if available)		0	0	0	0	0	0	0	0	0	0	0	0	0	0	0	0	0
(i) abc....																		
(ii) efg...																		
2) Employee Benefit Trust under SEBI (Share based Employee Benefit) Regulations, 2014	0	0	0	0	0	0	0	0	0	0	0	0	0	0	0	0	0	0
(a) Name (abc...)																		
Total Non-Promoter Public Shareholding (C)= (C)(1)+(C)(2)	0	0	0	0	0	0	0	0	0	0	0	0	0	0	0	0	0	0
Note:																		

(1) PAN would not be displayed on website of Stock Exchange(s)

(2) The above format needs to disclose name of all holders holding more than 1% of total number of shares

(3) W.r.t. The information pertaining to Depository Receipts, the same may be disclosed in the respective columns to the extent information available.



भारतीय प्रतभूत और तितिमय बोर्ड

Securities and Exchange Board of India

Table V - Statement showing details of significant beneficial owners

Sr. No	Details of the significant beneficial owner (I)			Details of the registered owner (II)			Particulars of the shares in which significant beneficial interest is held by the beneficial owner (III)		Date of creation/acquisition of significant beneficial interest
	Name	PAN	Nationality	Name	PAN	Nationality	Number of shares	Shareholding as a % of total no. of shares (calculated as per SCRR,1957) As a % of A+B_C2	
1	RAJIV MUNDHRA	AIIPM7012J	Indian	Baba Basuki Distributors (P) Ltd	AABCB0672R	INDIAN	10800264	18.9	31/12/2020
2	RAJIV MUNDHRA	AIIPM7012J	Indian	Mr. Bithal Das Mundhra	AIKPM2174K	INDIAN	3029245	5.3	01/01/1980
3	RAJIV MUNDHRA	AIIPM7012J	Indian	Smt Yamuna Mundhra	AIJPM4066B	INDIAN	2293385	4.01	01/01/1980
4	RAJIV MUNDHRA	AIIPM7012J	Indian	Mr. Amitabh Das Mundhra	AIPPM5957K	INDIAN	2011570	3.52	01/01/1980
5	RAJIV MUNDHRA	AIIPM7012J	Indian	Mr. Rajiv Mundhra	AIIPM7012J	INDIAN	1868790	3.27	01/01/1980
6	RAJIV MUNDHRA	AIIPM7012J	Indian	Smt.Savita Devi Mundhra	ADUPM9608B	INDIAN	100000	0.18	23/07/2010
7	RAJIV MUNDHRA	AIIPM7012J	Indian	Mrs.Anuja Mundhra	AACPP1920A	INDIAN	80000	0.14	30/09/2009
8	RAJIV MUNDHRA	AIIPM7012J	Indian	Smt Savita Bagri	AEJPB3163J	INDIAN	1885	0.00	01/01/1980

