

भारतीय प्रतभूत और तितिमय बोर्ड			
Securities and Exchange Board of India			
Format of holding of specified securities			Annexure-I
1	Name of Listed Entity: SIMPLEX INFRASTRUCTURES LIMITED		
2	Scrip Code/Name of Scrip/Class of Security : 29053/ EQUITY SHARE		
3	Share Holding Pattern Filed under: Reg. 31(1)(a)/Reg. 31(1)(b)/Reg.31(1)(c)		
	a. If under 31 (1)(b) then indicate the report for Quarter ending 30th September ,2022		
	b. If under 31 (1)(c) then indicate date of allotment /extinguishment		
4	Declaration: The Listed entity is required to submit the following declaration to the extent of submission of information:-		
	Particulars	Yes *	No *
1	Whether the Listed Entity has issued any partly paid up shares?		No
2	Whether the Listed Entity has issued any Convertible Securities or Warrants?		No
3	Whether the Listed Entity has any shares against which depository receipts are issued?		No
4	Whether the Listed Entity has any shares in locked-in?		No
5	Whether any shares held by promoters are pledge or otherwise encumbered?		No
	* If the Listed Entity selects the option 'No' for the questions above, the columns for the partly paid up shares, Outstanding Convertible Securities/Warrants, depository receipts, locked-in shares, No of shares pledged or otherwise encumbered by promoters, as applicable, shall not be displayed at the time of dissemination on the Stock Exchange website. Also wherever there is 'No' declared by Listed Entity in above table the values will be considered as 'Zero' by default on submission of the format of holding of specified securities.		
5	The tabular format for disclosure of holding of specified securities is as follows:-		




Table I

भारतीय प्रतभूत और तिथिमय बोर्ड																					
Securities and Exchange Board of India																					
Table I - Summary Statement holding of specified securities																					
Category (I)	Category of shareholder (II)	Nos. of shareholders (III)	No. of fully paid up equity shares held (IV)	No. of partly paid-up equity shares held (v)	No. of shares underlying Depository Receipts (VI)	Total nos. shares held (VII)= (IV)+(V)+(VI)	Shareholding as a % of total no. of shares (calculated as per SCRR, 1957) (VIII) As a % of (A+B+C2)	Number of Voting Rights held in each class of securities (IX)				No. of shares underlying Outstanding convertible securities (including warrants) (X)	Shareholding, as a % assuming full conversion of convertible securities (as a percentage of diluted share capital) (XI)= (VII)+(X) As a % of (A+B+C2)	Number of Locked in shares (XII)		Number of shares pledged or otherwise encumbered (XIII)		Number of equity shares held in dematerialised form (XIV)	Sub-categorization of shares (XV)		
								No. of voting Rights			Total as a % of (A+B+C)			No. (a)	As a % of total shares held (b)	No. (a)	As a % of total shares held (b)		Shareholding (No. of shares) under		
								Class - eg: Equity	Class eg: Y	Total									Sub- category (i)	Sub- category (ii)	Sub- category (iii)
(A)	Promoter & Promoter Group	12	28470163	0	0	28470163	49.82	28470163	0	28470163	49.82	0	49.82	0	0.00	0	0	28470163			
(B)	Public	18681	28672657	0	0	28672657	50.18	28672657	0	28672657	50.18	0	50.18	0	0.00	0	0.00	28232472	24902530	3056274	713853
(C)	Non Promoter-Non Public	0	0	0	0	0	0	0	0	0	0	0	0	0	0	0	0	0			
(C1)	Shares underlying	0	0	0	0	0	0	0	0	0	0	0	0	0	0	0	0	0			
(C2)	Shares held by employee Trusts	0	0	0	0	0	0	0	0	0	0	0	0	0	0	0	0	0			
	Total	18693	57142820	0	0	57142820	100	57142820	0	57142820	100	0	100.00	0	0.00	0	0.00	56702635	24902530	3056274	713853




Table 2

भारतीय प्रतभूत और तिथिमय बोर्ड
Securities and Exchange Board of India
ANNEXURE-A

Table II - Statement showing shareholding pattern of the Promoter and Promoter Group

	Category & Name of the shareholders (I)	Entity type i.e.Promoter OR Promoter group entity (except promoter)	PAN (II)	No. of sharehold er (III)	No. of fully paid equity shares held (IV)	Partly paid up equity shares held (V)	Nos. of shares underlying Depository Receipts (VI)	Total Nos. shares held (VII= IV+V+VI)	Shareholdin g % calculated as per SCRR, 1957 As a % of (A+B+C2) (VIII)	Number of voting Rights held in each class of securities (IX)				No. of shares Underlying Outstandin g convertible securities (as a percentage of diluted share capital) (X)	Shareholding as a % assuming full conversion of convertible securities (as a percentage of diluted share capital) (XI)=(VII)+(X) as a % of A+B+C2	Number of Locked in shares (XII)		Number of shares pledged or otherwise encumbered (XIII)		Number of equity shares held in dematerialis ed form (XIV)
										No. of voting rights			Total as a % of Total Voting Rights			No. (a)	As a % of total share s held (b)	No. (a)	As a % of total shares held (b)	
										Class - X	Class Y	Total								
(1)	Indian																			
(a)	Individuals/Hindu undivided family			3	9382990	0	0	9382990	16.42	9382990	0	9382990	16.42	0	16.42	0	0	0	0	9382990
1	Mr. Rajiv Mundhra **	Promoter	AIIPM7012J	1	4060360	0	0	4060360	7.11	4060360	0	4060360	7.11	0	7.11	0	0	0	0	4060360
2	Mr. Bithal Das Mundhra	Promoter Group	AIKPM2174K	1	3029245	0	0	3029245	5.30	3029245	0	3029245	5.30	0	5.30	0	0	0	0	3029245
3	Smt Yamuna Mundhra *	Promoter Group	AIJPM4066B	1	2293385	0	0	2293385	4.01	2293385	0	2293385	4.01	0	4.01	0	0	0	0	2293385
4	Smt Savita Bagri	Promoter Group	AEJPB3163J	1	0	0	0	0	0.00	0	0	0	0.00	0	0.00	0	0	0	0	0
5	Mr. Amitabh Das Mundhra	Promoter Group	AIPPM5957K	1	0	0	0	0	0.00	0	0	0	0.00	0	0.00	0	0	0	0	0
6	Smt Savita Devi Mundhra	Promoter Group	ADUPM9608B	1	0	0	0	0	0.00	0	0	0	0.00	0	0.00	0	0	0	0	0
7	Mrs. Anuja Mundhra	Promoter Group	AACPP1920A	1	0	0	0	0	0.00	0	0	0	0.00	0	0.00	0	0	0	0	0
(b)	Central Government/ State Government(s)			0	0	0	0	0	0	0	0	0	0	0	0	0	0	0	0	0
	Name (xyz...)																			
⊗	Financial Institutions/ Banks			0	0	0	0	0	0	0	0	0	0	0	0	0	0	0	0	0
	Name (xyz...)																			
(d)	Any other- Bodies corporates			9	19087173	0	0	19087173	33.40	19087173	0	19087173	33.40	0	33.40	0	0.00	0	0	19087173
1	Baba Basuki Distributors (P) Ltd	Promoter Group	AABCB0672R	1	10800264	0	0	10800264	18.90	10800264	0	10800264	18.90	0	18.90	0	0.00	0	0	10800264
2	Anjali Trade Links Pvt. Ltd.	Promoter Group	AACCA7500Q	1	750000	0	0	750000	1.31	750000	0	750000	1.31	0	1.31	0	0	0	0	750000
3	Giriraj Apartments Pvt. Ltd.	Promoter Group	AABCG7390P	1	90750	0	0	90750	0.16	90750	0	90750	0.16	0	0.16	0	0	0	0	90750
4	Sandeepan Exports (P) Ltd.	Promoter Group	AADCS7071F	1	1000000	0	0	1000000	1.75	1000000	0	1000000	1.75	0	1.75	0	0	0	0	1000000
5	Universal Earth Engg. Consultancy Serv. Pvt. Ltd	Promoter Group	AAACU3881E	1	117965	0	0	117965	0.21	117965	0	117965	0.21	0	0.21	0	0	0	0	117965
6	East End Trading & Engg. Co. Pvt. Ltd	Promoter Group	AAACE5712A	1	1252930	0	0	1252930	2.19	1252930	0	1252930	2.19	0	2.19	0	0	0	0	1252930
7	Ajay Merchants Pvt. Ltd	Promoter Group	AACCA2099L	1	4807264	0	0	4807264	8.41	4807264	0	4807264	8.41	0	8.41	0	0	0	0	4807264
8	Regard Fin-Cap Pvt Ltd	Promoter Group	AAACR5328K	1	105500	0	0	105500	0.18	105500	0	105500	0.18	0	0.18	0	0	0	0	105500
9	Simplex Infraproperties Private Limited	Promoter Group	AAMCS4057L	1	162500	0	0	162500	0.28	162500	0	162500	0.28	0	0.28	0	0	0	0	162500
	Sub- total (A)(1)			12	28470163	0	0	28470163	49.82	28470163	0	28470163	49.82	0	49.82	0	0.00	0	0	28470163




Table 2

भारतीय प्रतभूत और तिथिमय बोर्ड
Securities and Exchange Board of India
ANNEXURE-A

Table II - Statement showing shareholding pattern of the Promoter and Promoter Group


Category & Name of the shareholders (I)	Entity type i.e.Promoter OR Promoter group entity (except promoter)	PAN (II)	No. of sharehold er (III)	No. of fully paid equity shares held (IV)	Partly paid up equity shares held (V)	Nos. of shares underlying Depository Receipts (VI)	Total Nos. shares held (VII= IV+V+VI)	Shareholdin g % calculated as per SCRR, 1957 As a % of (A+B+C2) (VIII)	Number of voting Rights held in each class of securities (IX)				No. of shares Underlying Outstandin g convertible securities (as a percentage of diluted share capital) (X)	Shareholding as a % assuming full conversion of convertible securities (as a percentage of diluted share capital) (XI)=(VII)+(X) as a % of A+B+C2	Number of Locked in shares (XII)		Number of shares pledged or otherwise encumbered (XIII)		Number of equity shares held in dematerialis ed form (XIV)	
									No. of voting rights			Total as a % of Total Voting Rights			No. (a)	As a % of total share s held (b)	No. (a)	As a % of total shares held (b)		
									Class - X	Class Y	Total									
2) Foreign		0	0	0	0	0	0	0	0	0	0	0	0	0	0	0	0	0	0	
(a) Individuals (Non-Resident Individuals/ Foreign Individuals)		0	0	0	0	0	0	0	0	0	0	0	0	0	0	0	0	0	0	
Name (xyz...)																				
(b) Government		0	0	0	0	0	0	0	0	0	0	0	0	0	0	0	0	0	0	
Name (xyz...)																				
@ Institutions		0	0	0	0	0	0	0	0	0	0	0	0	0	0	0	0	0	0	
Name (xyz...)																				
(d) Foreign Portfolio Investor		0	0	0	0	0	0	0	0	0	0	0	0	0	0	0	0	0	0	
Name (xyz...)																				
(e) Any other (specify)		0	0	0	0	0	0	0	0	0	0	0	0	0	0	0	0	0	0	
Name (xyz...)																				
Sub- total (A)(2)		0	0	0	0	0	0	0	0	0	0	0	0	0	0	0	0	0	0	
Total Shareholding of Promoter and Promoter Group (A)=(A)(1)+(A)(2) #		0		12	28470163	0	0	28470163	49.82	28470163	0	28470163	49.82	0	49.82	0	0.00	0	0	28470163
* - Shares/Voting rights includes 250000 nos of Shares held in the Capacity of trustees of a trust.																				
** a. Shares/Voting rights includes 233920 nos of Shares held in the Capacity of trustees of a trust.																				
b. Share /Voting right includes 65000 no q																				
# Total no of Promoters and Promoter group 19 nos but 7 Promoters group are not hold any shares.																				
Details of Shares which remain unclaimed may be given here along with details such as number of shareholders, outstanding shares held in demat/unclaimed suspense account, voting rights which are frozen etc.																				
Note:																				
(1) PAN not be displayed on website of Stock Exchange(s)																				
(2) The term "Encumbrance" has the same meaning as assigned under regulation 28(3) of SEBI (Substantial Acquisition of Shares and Takeovers Regulation, 2011																				



भारतीय प्रतभूत और तितिमय बोर्ड
Securities and Exchange Board of India


Annexure A

Annexure A																					
Category & Name of the Shareholders (I)	PAN (II)	Nos. of share holder (III)	No. of fully paid up equity shares held (IV)	Partly paid-up equity shares held (V)	Nos. of shares underlying Depository Receipts (VI)	Total nos. shares held (VII = IV+V+VI)	Shareholding % calculated as per SCRR, 1957 As a % of (A+B+C2) (VIII)	Number of Voting Rights held in each class of securities (IX)				No. of Shares Underlying Outstanding convertible securities (including Warrants) (X)	Total shareholding , as a % assuming full conversion of convertible securities (as a percentage of diluted share capital) (XI)	Number of Locked in shares (XII)		Number of Shares pledged or otherwise encumbered		Number of equity shares held in dematerialized form (XIV)	Sub-categorization of shares (XV)		
								No of Voting Rights			Total as a % of Total Voting rights			N o. (a)	As a % of total Shares held (b)	N o. (a)	As a % of total shares held (b)		Shareholding (No. of shares) under		
								Class X	Class Y	Total									Sub-category (i)	Sub-category (ii)	Sub-category (iii)
(1) Institutions (Domestic)																					
(a) Mutual Funds		1	5048833	0	0	5048833	8.84	5048833	0	5048833	8.84	0	8.84	0	0	NA		5048833	5048833	0	0
HDFC TRUSTEE COMPANY LIMITED-HDFC Flexi Cap Fund,HDFC Infrastructure Fund	AAATH1809A	1	5048833	0	0	5048833	8.84	5048833	0	5048833	8.84	0	8.84	0	0	NA		5048833	5048833	0	0
(b) Venture Capital Funds		0	0	0	0	0	0.00	0	0	0	0.00	0	0.00	0	0	NA		0	0	0	0
Name (Xyz)																NA					
(c) Alternate Investment Funds		0	0	0	0	0	0.00	0	0	0	0.00	0	0.00	0	0	NA		0	0	0	0
Name (Xyz)																NA					
(d) Banks		0	0	0	0	0	0.00	0	0	0	0.00	0	0.00	0	0	NA		0	0	0	0
Name (Xyz)																NA					
(e) Insurance Companies		0	0	0	0	0	0.00	0	0	0	0.00	0	0.00	0	0	NA		0	0	0	0
Name (Xyz)																NA					
(f) Provident / Pension Funds		0	0	0	0	0	0.00	0	0	0	0.00	0	0.00	0	0	NA		0	0	0	0
Name (Xyz)																NA					
(g) Asset Reconstruction Companies		0	0	0	0	0	0.00	0	0	0	0.00	0	0.00	0	0	NA		0	0	0	0
Name (Xyz)																NA					
(h) Sovereign Wealth Funds		0	0	0	0	0	0.00	0	0	0	0.00	0	0.00	0	0	NA		0	0	0	0
Name (Xyz)																NA					
(i) NBFCs registered with RBI		0	0	0	0	0	0.00	0	0	0	0.00	0	0.00	0	0	NA		0	0	0	0
Name (Xyz)																NA					
(j) Other Financial Institutions		0	0	0	0	0	0.00	0	0	0	0.00	0	0.00	0	0	NA		0	0	0	0
Name (Xyz)																NA					
(k) Any Other (specify)		0	0	0	0	0	0.00	0	0	0	0.00	0	0.00	0	0	NA		0	0	0	0
Name (Xyz)																NA					
Sub-Total B(1)		1	5048833	0	0	5048833	8.84	5048833	0	5048833	8.84	0	8.84	0	0	NA		5048833	5048833	0	0



भारतीय प्रत्यक्ष और तालिमय बोर्ड
Securities and Exchange Board of India

Annexure A																					
Category & Name of the Shareholders (I)	PAN (II)	Nos. of share holder (III)	No. of fully paid up equity shares held (IV)	Partly paid-up equity shares held (V)	Nos. of shares underlying Depository Receipts (VI)	Total nos. shares held (VII = IV+V+VI)	Shareholdin g % calculated as per SCRR, 1957 As a % of (A+B+C2) (VIII)	Number of Voting Rights held in each class of securities (IX)				No. of Shares Underlying Outstanding convertible securities (including Warrants) (X)	Total shareholding , as a % assuming full conversion of convertible securities (as a percentage of diluted share capital) (XI)	Number of Locked in shares (XII)		Number of Shares pledged or otherwise encumbered		Number of equity shares held in dematerialized form (XIV)	Sub-categorization of shares (XV)		
								No of Voting Rights			Total as a % of Total Voting rights			N o. (a)	As a % of total Shares held (b)	N o. (a)	As a % of total shares held (b)		Shareholding (No. of shares) under		
								Class X	Cla ss Y	Total									Sub- category (i)	Sub- category (ii)	Sub- category (iii)
(2) Institutions (Foreign)																	NA				
(a) Foreign Direct Investment Name (Xyz)		0	0	0	0	0	0.00	0	0	0	0.00	0	0.00	0	0		NA	0	0	0	
(b) Foreign Venture Capital Investors Name (Xyz)		0	0	0	0	0	0.00	0	0	0	0.00	0	0.00	0	0		NA	0	0	0	
(c) Sovereign Wealth Funds Name (Xyz)		0	0	0	0	0	0.00	0	0	0	0.00	0	0.00	0	0		NA	0	0	0	
(d) Foreign Portfolio Investors Category I Name (Xyz)		4	238648	0	0	238648	0.42	238648	0	238648	0.42	0	0.42	0	0		NA	238648	238397	251	0
(e) Foreign Portfolio Investors Category II Name (Xyz)		0	0	0	0	0	0.00	0	0	0	0.00	0	0.00	0	0		NA	0	0	0	
(f) Overseas Depositories (holding DRs) (balancing figure) Name (Xyz)		0	0	0	0	0	0.00	0	0	0	0.00	0	0.00	0	0		NA	0	0	0	
(g) Any Other (specify) Name (Xyz)		0	0	0	0	0	0.00	0	0	0	0.00	0	0.00	0	0		NA	0	0	0	
Sub-Total B(2)		4	238648	0	0	238648	0.42	238648	0	238648	0.42	0	0.42	0	0		NA	238648	238397	251	0



भारतीय प्रतभूत और तिथिमय बोर्ड
Securities and Exchange Board of India


Annexure A																					
Category & Name of the Shareholders (I)	PAN (II)	Nos. of share holder (III)	No. of fully paid up equity shares held (IV)	Partly paid-up equity shares held (V)	Nos. of shares underlying Depository Receipts (VI)	Total nos. shares held (VII = IV+V+VI)	Shareholdin g % calculated as per SCRR, 1957 As a % of (A+B+C2) (VIII)	Number of Voting Rights held in each class of securities (IX)				No. of Shares Underlying Outstanding convertible securities (including Warrants) (X)	Total shareholding , as a % assuming full conversion of convertible securities (as a percentage of diluted share capital) (XI)	Number of Locked in shares (XII)		Number of Shares pledged or otherwise encumbered		Number of equity shares held in dematerialized form (XIV)	Sub-categorization of shares (XV)		
								No of Voting Rights			Total as a % of Total Voting rights			N o. (a)	As a % of total Shares held (b)	N o. (a)	As a % of total shares held (b)		Shareholding (No. of shares) under		
								Class X	Cla ss Y	Total									Sub-category (i)	Sub-category (ii)	Sub-category (iii)
(3) Central Government / State Government(s)																	NA				
(a) Central Government / President of India		0	0	0	0	0	0.00	0	0	0	0.00	0	0.00	0	0		NA	0	0	0	
Name (Xyz)																	NA				
(b) State Government / Governor		0	0	0	0	0	0.00	0	0	0	0.00	0	0.00	0	0		NA	0	0	0	
Name (Xyz)																	NA				
(c) Shareholding by Companies or Bodies Corporate where Central / State Government is a promoter		0	0	0	0	0	0.00	0	0	0	0.00	0	0.00	0	0		NA	0	0	0	
Name (Xyz)																	NA				
Sub-Total B(3)		0	0	0	0	0	0	0	0	0	0	0	0	0	0		NA	0	0	0	
(4) Non-institutions																	NA				
(a) Associate companies / Subsidiaries		0	0	0	0	0	0.00	0	0	0	0.00	0	0.00	0	0		NA	0	0	0	
Name (Xyz)																	NA				
(b) Directors and their relatives (excluding independent directors and nominee directors)		1	500	0	0	500	0.00	500	0	500	0.00	0		0	0		NA	500	500	0	0
Name (Xyz)												0.00					NA				
(c) Key Managerial Personnel		1	750	0	0	750	0.00	750	0	750	0.00	0	0.00	0	0		NA	750	750	0	0
Name (Xyz)																	NA				
(d) Relatives of promoters (other than 'immediate relatives' of promoters disclosed under 'Promoter and Promoter Group' category)		0	0	0	0	0	0.00	0	0	0	0.00	0	0.00	0	0		NA	0	0	0	
Name (Xyz)																	NA				
(e) Trusts where any person belonging to 'Promoter and Promoter Group' category is 'trustee', 'beneficiary', or 'author of the trust'		0	0	0	0	0	0.00	0	0	0	0.00	0	0.00	0	0		NA	0	0	0	
Name (Xyz)																	NA				



भारतीय प्रतभूत और तितिमय बोर्ड
Securities and Exchange Board of India

Annexure A

	Category & Name of the Shareholders (I)	PAN (II)	Nos. of share holder (III)	No. of fully paid up equity shares held (IV)	Partly paid-up equity shares held (V)	Nos. of shares underlying Depository Receipts (VI)	Total nos. shares held (VII = IV+V+VI)	Shareholding % calculated as per SCRR, 1957 As a % of (A+B+C2) (VIII)	Annexure A Number of Voting Rights held in each class of securities (IX)				No. of Shares Underlying Outstanding convertible securities (including Warrants) (X)	Total shareholding , as a % assuming full conversion of convertible securities (as a percentage of diluted share capital) (XI)	Number of Locked in shares (XII)		Number of Shares pledged or otherwise encumbered		Number of equity shares held in dematerialized form (XIV)	Sub-categorization of shares (XV)		
									No of Voting Rights			Total as a % of Total Voting rights			N o. (a)	As a % of total Shares held (b)	N o. (a)	As a % of total shares held (b)		Shareholding (No. of shares) under		
									Class X	Class Y	Total									Sub-category (i)	Sub-category (ii)	Sub-category (iii)
(f)	Investor Education and Protection Fund (IEPF) Name (Xyz)		1	90044	0	0	90044	0.16	90044	0	90044	0.16	0	0.16	0	0	NA	90044	90044	0	0	
(g)	Resident Individuals holding nominal share capital up to Rs. 2 lakhs Name (Xyz)		17719	10030533	0	0	10030533	17.55	10030533	0	10030533	17.55	0	17.55	0	0	NA NA	9859383	10027435	3098	0	
(h)	Resident Individuals holding nominal share capital in excess of Rs. 2 lakhs		15	3689312	0	0	3689312	6.46	3689312	0	3689312	6.46	0	6.46	0	0	NA NA	3689312	3689312	0	0	
	PARIKSHIT MUNDHRA	AHPPM2289M	1	985543	0	0	985543	1.72	985543	0	985543	1.72	0	1.72	0	0	NA	985543	985543	0	0	
(i)	Non Resident Indians (NRIs) Name (Xyz)		317	515403	0	0	515403	0.90	515403	0	515403	0.90	0	0.90	0	0	NA	252403	176303	40160	298940	
(j)	Foreign Nationals Name (Xyz)		0	0	0	0	0	0.00	0	0	0	0.00	0	0.00	0	0	NA NA	0	0	0	0	
(k)	Foreign Companies Name (Xyz)		0	0	0	0	0	0.00	0	0	0	0.00	0	0.00	0	0	NA NA	0	0	0	0	



भारतीय प्रतभूत और तिथिमय बोर्ड
Securities and Exchange Board of India

Annexure A


	Category & Name of the Shareholders (I)	PAN (II)	Nos. of share holder (III)	No. of fully paid up equity shares held (IV)	Partly paid-up equity shares held (V)	Nos. of shares underlying Depository Receipts (VI)	Total nos. shares held (VII = IV+V+VI)	Shareholding % calculated as per SCRR, 1957 As a % of (A+B+C2) (VIII)	Annexure A Number of Voting Rights held in each class of securities (IX)				No. of Shares Underlying Outstanding convertible securities (including Warrants) (X)	Total shareholding , as a % assuming full conversion of convertible securities (as a percentage of diluted share capital) (XI)	Number of Locked in shares (XII)		Number of Shares pledged or otherwise encumbered		Number of equity shares held in dematerialized form (XIV)	Sub-categorization of shares (XV)		
									No of Voting Rights			Total as a % of Total Voting rights			N o. (a)	As a % of total Shares held (b)	N o. (a)	As a % of total shares held (b)		Shareholding (No. of shares) under		
									Class X	Class Y	Total									Sub-category (i)	Sub-category (ii)	Sub-category (iii)
(I)	Bodies Corporate		190	7919971	0	0	7919971	13.86	7919971	0	7919971	13.86	0	13.86	0	0	NA	7914686	5115794	2389264	414913	
	SOUTH ASIA FINVEST PRIVATE LIMITED	AACCS7639E	1	624000	0	0	624000	1.09	624000	0	624000	1.09	0	1.09	0	0	NA	624000	624000	0	0	
	DEEPA BAGLA FINANCIAL CONSULTANTS PRIVATE LIMITED	AAACK9094R	1	894814	0	0	894814	1.57	894814	0	894814	1.57	0	1.57	0	0	NA	894814	894814	0	0	
	PRAGYA MERCANTILE PVT LTD	AADCP3503D	1	660833	0	0	660833	1.16	660833	0	660833	1.16	0	1.16	0	0	NA	660833	660833	0	0	
(m)	Any Other (specify)		432	1138663	0	0	1138663	1.99	1138663	0	1138663	1.99	0	1.99	0	0	NA	1137913	515162	623501	0	
	CLEARING MEMBER		31	52321	0	0	52321	0.09	52321	0	52321	0.09	0	0.09	0	0	NA	52321	22346	29975	0	
	Trusts		3	1825	0	0	1825	0.00	1825	0	1825	0.00	0	0.00	0	0	NA	1075	1000	825	0	
	H.U.F.		398	1084517	0	0	1084517	1.90	1084517	0	1084517	1.90	0	1.90	0	0	NA	1084517	491816	592701	0	
	Name (Xyz)																NA					
	Sub-Total (B)(4)		18676	23385176	0	0	23385176	40.92	23385176	0	23385176	40.92	0	40.92	0	0	NA	22944991	19615300	3056023	713853	
	Total Public Shareholding (B) = (B)(1) + (B)(2) + (B)(3) + B(4)		18681	28672657	0	0	28672657	50.18	28672657	0	28672657	50.18	0	50.18	0	0	NA	28232472	24902530	3056274	713853	

Details of the shareholders acting as persons in Concert including their Shareholding (No. and %):

Details of Shares which remain unclaimed may be given here along with details such as number of shareholders, outstanding shares held in demat/unclaimed suspense account, voting rights which are frozen etc.

Note:

- (1) PAN would not be displayed on website of Stock Exchange(s).
- (2) The above format needs to be disclosed along with the names of the shareholders holding 1% or more than 1% of shares of the listed entity. Column no. (XIII) is not applicable in the above format.
- (3) W.r.t. the information pertaining to Depository Receipts, the same may be disclosed in the respective columns to the extent information available and the balance to be disclosed as held by custodian.
- (4) Categorization and disclosure of each shareholder category should be carried out in the order prescribed in the above format. If a shareholder is falling under more than one category, then the same shall be classified in the category falling first in the order prescribed in the above format. Shareholding under any of the categories shall be unique and will not be duplicated under multiple categories.
- (5) Sub-categorization of shares under column no. (XV) will be based on shareholding (no. of shares) under the following sub-categories:
 - (i) Shareholders who are represented by a nominee Director on the board of the listed entity or have the right to nominate a representative (i.e. Director) on the board of the listed entity.
 - (ii) Shareholders who have entered into shareholder agreement with the listed entity.
 - (iii) Shareholders acting as persons in concert with promoters.



PUBLIC				
Details of Shares which remain unclaimed may be given here along with details such as number of shareholders, outstanding shares held in demat/unclaimed suspense account, voting rights which are frozen etc.				
Searial No.	Number of shareholders	Outstanding shares held in demat or unclaimed suspense account	Voting rights which are frozen	Disclosure of notes on shares which remain unclaimed for Public
	NIL	NIL	NIL	NIL



PROMOTER & PROMOTER GROUP

Details of Shares which remain unclaimed may be given here along with details such as number of shareholders, outstanding shares held in demat/unclaimed suspense account, voting rights which are frozen etc.

Serial No.	Number of shareholders	Outstanding shares held in demat or unclaimed suspense account	Voting rights which are frozen	Disclosure of notes on shares which remain unclaimed for promoter and promoter group
	NIL	NIL	NIL	NIL



SIMPLEX INFRASTRUCTURES LIMITED				
Details of the Share holding Pattern As on 30/09/2022				
	<u>Name of shareholder</u>	<u>Name of PAC</u>	<u>No. of shareholders</u>	<u>Holding %</u>
1	RAJIV MUNDHRA	RAJIV MUNDHRA	4060360	7.11
2	BITHAL DAS MUNDHRA		3029245	5.30
3	YAMUNA MUNDHRA		2293385	4.01
4	ANJALI TRADELINK PRIVATE LIMITED		750000	1.31
5	BABA BASUKI DISTRIBUTORS PRIVATE LIMITED		10800264	18.90
6	GIRIRAJ APARTMENTS PRIVATE LIMITED		90750	0.16
7	SANDEEPAN EXPORTS PRIVATE LIMITED		1000000	1.75
8	AJAY MERCHANTS PRIVATE LIMITED		4807264	8.41
9	UNIVERSAL EARTH ENGINEERING CONSULTANCY SERVICES PVT LTD		117965	0.21
10	REGARD FIN-CAP PRIVATE LIMITED		105500	0.18
11	EAST END TRADING & ENGINEERING CO. PRIVATE LIMITED		1252930	2.19
12	SIMPLEX INFRAPROPERTIES PRIVATE LIMITED		162500	0.28
			28470163	49.82



Table 4

भारतीय प्रतभूत और तितिमय बोर्ड
Securities and Exchange Board of India

Table IV - Statement showing shareholding pattern of the Non Promoter – Non Public Shareholder

	Category & Name of the shareholders (I)	PAN (II)	No. of shareholder (III)	No. of fully paid equity shares held (IV)	Partly paid up equity shares held (V)	Nos. of shares underlying Depository Receipts (VI)	Total Nos. shares held (VII= IV+V+VI)	Shareholding % calculated as per SCRR, 1957 As a % of (A+B+C2) (VIII)	Number of voting Rights held in each class of securities (IX)				No. of shares Underlying Outstanding convertible securities (including warrants) (X)	Total shareholding, as a % assuming full conversion of convertible securities (as a percentage of diluted share capital) (XI)	Number of Locked in shares (XII)		Number of shares pledged or otherwise encumbered (XIII)		Number of equity shares held in dematerialised form (XIV)
									No. of voting rights			Total as a % of Total Voting Rights			No. (a)	As a % of total shares held (b)	No. (a)	As a % of total shares held (b)	
									Class X	Class Y	Total								
1)	Custodian/DR holder		0	0	0	0	0	0	0	0	0	0	0	0	0	0	0	0	0
(a)	Name of DR Holder (if available)		0	0	0	0	0	0	0	0	0	0	0	0	0	0	0	0	0
(i)	abc....																		
(ii)	efg...																		
2)	Employee Benefit Trust under SEBI (Share based Employee Benefit and Sweet Equity)) Regulations, 2021	0	0	0	0	0	0	0	0	0	0	0	0	0	0	0	0	0	0
(a)	Name (abc...)																		
	Total Non-Promoter-Non Public Shareholding (C)= (C)(1)+(C)(2)	0	0	0	0	0	0	0	0	0	0	0	0	0	0	0	0	0	0

Note:

(1) PAN would not be displayed on website of Stock Exchange(s).

(2) The above format needs to be disclosed along with the names of the shareholders holding 1% or more than 1% of shares of the listed entity. Column no. (XIII) is not applicable in the above format.

(3) W.r.t. the information pertaining to Depository Receipts, the same may be disclosed in the respective columns to the extent information available.

	भारतीय प्रतभूत और तितिमय बोर्ड								
	Securities and Exchange Board of India								
	Table V - Statement showing details of significant beneficial owners								
Sr. No	Details of the significant beneficial owner (I)			Details of the registered owner (II)			Particulars of the shares in which significant beneficial Interest is held by the beneficial owner (III)		Date of creation/acquisition of significant beneficial Interest
	Name	PAN	Nationality	Name	PAN	Nationality	Number of shares	Shareholding as a % of total no. of shares (calculated as per SCRR,1957) As a % of A+B_C2	
1	RAJIV MUNDHRA	AIIPM7012J	Indian	Baba Basuki Distributors (P) Ltd	AABCB0672R	INDIAN	10800264	18.9	31/12/2020
2	RAJIV MUNDHRA	AIIPM7012J	Indian	Mr. Bithal Das Mundhra	AIKPM2174K	INDIAN	3029245	5.30	01/01/1980
3	RAJIV MUNDHRA	AIIPM7012J	Indian	Smt Yamuna Mundhra	AIJPM4066B	INDIAN	2293385	4.01	01/01/1980
4	RAJIV MUNDHRA	AIIPM7012J	Indian	Mr. Rajiv Mundhra	AIIPM7012J	INDIAN	4060360	7.11	01/01/1980



Securities and Exchange Board of India

Annexure B

Table VI- Statement showing foreign ownership Limits

	Board approved limits	Limits Utilized in %
As on Shareholding date	100	1.13
As on the end of previous 1st Quarter	100	2.13
As on the end of previous 2nd Quarter	100	1.32
As on the end of previous 3rd Quarter	100	1.35
As on the end of previous 4th Quarter	100	1.22

